

한국 의료관광 주요상품 및 상품개발 가이드



한국 의료관광 주요상품 및 상품개발 가이드

CONTENTS



제1장 서론 5

- 1. 추진배경 및 목적 7
- 2. 필요성 및 주요내용 9
- 3. 시사점 및 결론 11



제2장 한국 의료관광 주요상품 모델 소개 13

- 1. 매뉴얼 상세 보기 가이드 15



- 2. 수술 상품 19

- 2.1 무릎관절 치환술 (Total Knee Replacement Surgery): (영어, 한글) .. 19

부록: *Hip and Knee Questionnaire* 36

Patients History Sheet 43

Total Knee Replacements CP(Critical Pathway) 47

병원 서비스 이용 옵션체크리스트(영어, 일어, 러시아어) 48

진료예약확인서(영어, 일어, 러시아어, 아랍어) 57

입국목적사실확인서(영어, 러시아어, 아랍어) 66

해외 에이전시 상품 패키지 예시 69

- 2.2 고관절 치환술 (Total Hip Replacement Surgery) 81

- 2.3 코골이 수술 (Snoring Correction) 90

- 2.4 시력교정 (Vision Correction Procedure: Lasik Package) 101

- 2.5 백내장수술(Cataract Surgery) 111

한국 의료관광 주요상품 및 상품개발 가이드

CONTENTS



3. 성형피부 상품	122
3.1 가슴 성형: 유방확대/유방축소(Breast Augmentation & Breast reduction)	122
3.2 눈 성형: 쌍꺼풀 수술/눈밑지방제거 (Double Eyelid Surgery & Blepharoplasty)	144
3.3 코 성형: (Rhinoplasty)	160
3.4 몸매성형: 지방흡입(Liposuction)	171
3.5 얼굴성형: 안면성형/주름제거 (Facial Contouring & Face Lift & Botox/Filler)	182
3.6 레이저 시술 (Laser Resurfacing)	205
3.7 메디컬 스킨케어 (Medical Skincare)	212
4. 건강진단 상품	217
4.1 심장정밀 건강검진 (Health Screening: Heart)	217
4.2 암정밀 건강검진 (Health Screening: Cancer)	227
4.3 뇌정밀 건강검진(Health Screening: Brain)	236
5. 한방 상품	244
5.1 해독 (Detox)	244
5.2 아토피 (Atopic Dermatitis)	249
5.3 비만 (Obesity)	254
6. 치과상품	258
6.1 임플란트 (Dental Implant)	258
6.2 치아미백 (Dental Whitening)	267
- 참고문헌 및 참고 웹사이트	277
- 용역수행 기관	280

제1장 서론



1. 추진배경 및 목적

2. 필요성 및 주요내용

3. 시사점 및 결론

Korea 
Be Inspired



1 추진배경 및 목적

현대사회는 생명공학과 보건의료기술의 발달로 인하여 한국, 일본은 물론 서구 선진국들은 이미 고령화 사회로 진입하였고, 글로벌 경제성장, 정보통신 산업의 발달과 다양한 경제 요인 등으로 인하여 소득 증대의 결과를 가져왔다. 이러한 환경변화는 의료서비스를 하나의 산업으로 바라보는 인식의 변화를 가져왔다. 한국 정부 또한 경제 성장과 더불어 의료서비스를 규제와 관리를 통한 공공적 성격의 서비스에서 효율성과 수익성 제고를 통해 성장하여야 하는 산업으로 인식하여 육성전략을 제시하고 있다.(윤형호, 2007).

또한, 미래학자 존 나이스비트(John Naisbitt)이 관광산업을 자동차산업, 석유산업과 더불어 21세기 세계 3대산업으로 언급한 바와 같이 관광산업은 글로벌경제의 무한성장산업으로서 각광을 받고 있다. 관광산업이 단순한 1차원적 서비스산업차원에서 타산업과의 접목, 각 분야와의 협력 네트워크를 형성하여 상생하는 고도의 3차산업으로 산업간 경쟁을 초월한 비즈니스 모델로 경쟁력을 갖추어가고 있는 점이 이를 증명하고 있다. 또한, 각국은 관광산업의 육성을 위해 관광산업과 타산업과의 융복합을 통한 New Tourism정책과 전략과제를 발굴하여 관광역량을 집중하고 있다. 이런 점에서, 의료관광은 융복합관광의 대표 분야로서 국제관광과 의료서비스의 결합은 해외여행과 해외여행목적지 국가의 의료서비스가 결합하는 형태로 해외 현지에서 양질의 의료 서비스를 적정한 가격에 신속하고 편리하게 제공함으로써 새로운 의료관광객 이동을 창출하고 있다.

이미 미국, 헝가리, 태국, 필리핀, 싱가포르, 인도, 일본 등에서도 부가가치가 높은 관광산업을 의료산업과 연계하여 의료관광산업으로 육성시키고 있으며, 싱가포르 등 의료선진국은 큰 효과를 거두고 있다. 특히, 의료관광은 선진국 수준의 의료서비스와 휴양시설을 갖춘 싱가포르, 태국, 인도, 말레이시아 등 아시아지역을 중심으로 급속히 성장하고 있다. 이 배경에는 저가항공(LCC) 출현 등으로 해외이동이 편리해지고 선택이 다양해졌으며, 글로벌 의료기술의 발전과 해외 의료서비스에 대한 기대상승 등도 원인으로 들 수 있다. 무엇보다 중요한 것은 각국의 의료 서비스 수준과 의료안전법이 비교적 표준화되어 의료사고나 부작용에 대한 불안감이 해소되었다는 점이다. 또한 아로마 테라피나 마사지요법을 받고 육체적, 정신적 여유를 찾는 웰빙(well-being)을 위함과 동시에 다른 나라의 전통의료를 체험하기 위해 관광을 결정하는 경우가 늘어나고 있는 추세다(홍현아, 2007).

우리나라 역시 의료관광을 21세기 새로운 고부가가치산업으로 인식하고, 의료법개정, 의료기관 국가인증제 도입, 외국인환자 의료분쟁 해결시스템 마련, u-Health 활성화 종합계획 수립 등 신성장동력으로써 의료관광 추진전략을 정부차원에서 수립, 추진중에 있다. 보건복지부는 의료서비스분야에 있어 병의원의 해외환자 유치 수용여건 마련을, 문화체육관광부와 한국관광공사는 의료관광 해외홍보마케팅 업무 추진을, 외교통상부와 법무부는 의료관광비지도입 등 정부부처간 역할분담을 통한 의료관광 지원체제를 전략적으로 추진 중에 있다.

이와 같이 국가차원의 의료관광산업 활성화 노력은 수요측면, 공급측면, 국가측면 등 3가지 측면에서 그 이

유를 찾을 수 있다. 먼저, 수요 측면에서는 고령화 사회와 소득증대로 인한 관광수요 증가와 국가 간 이동이 용이해지면서 의료서비스에 대한 접근성이 향상되었기 때문이다. 또한 의료비용이나 의료서비스 질 측면에서 예민해진 소비자 인식의 변화가 영향을 주었다. 두 번째로 공급측면에서는 첨단 의료기술의 발전과 JCI 등 국제 수준의 인증 및 품질확보를 통해 외국인에게 의료서비스를 제공할 수 있는 능력을 각국이 확보하였다. 또한 해외 협력병원과의 국제적 네트워크와 정보기술의 발전, 그에 따른 의료기관 및 의료관광 알선회사들의 새로운 비즈니스 추진 등이 영향을 주었다. 또한 의료관광의 특성상 장기간 숙박가능성, 2차 관광객의 유입 등은 공급자들로 하여금 의료관광산업을 매력적으로 인식하게 된 요인이기도 하다. 세 번째로 국가적인 측면에서도 신규 고용창출, 연관 산업의 발전, 국내 의료기관의 해외자금 유입, 국가 이미지 및 브랜드 가치 상승 등의 기대효과로 우리나라도 정부차원에서 의료관광산업을 신성장동력 사업으로 정하고 정책적 노력을 기울이고 있다.

그러나, 국내 의료관광서비스는 싱가포르나 태국 등 의료관광 선진국들에 비해 국제적 인지도가 낮은게 현실이다. 또한 의료관광서비스를 제공하는 의료기관 측에서도 의료관광의 초기 단계이기 때문에 해외환자를 대상으로 한 명확한 서비스 시스템 구축 및 전달체계를 구축하지 못하고 있다. 이러한 면에서 국내 의료관광산업은 태국, 싱가포르, 인도 등과 같은 아시아 경쟁국들에 비하면 아직은 경쟁력이 낮다고 할 수 있다.

그러나 최근 국내 의료기관의 끊임없는 의료관광객 유치 노력, 정부 및 관련기관의 정책적 뒷받침과 의료서비스 국제화와 의료관광 유치방안에 대한 연구, 의료관광 현장의 연구결과 접목 등을 통해 일부 의료기관에서 의료관광 유치효과가 점차 나타나고 있으며, 이제는 싱가포르 등 경쟁국의 집중적 견제를 받고 있는 상황이다.

그러나 아직도 일부 의료기관을 제외하고는 의료서비스를 통한 병의원의 부가가치 창출의 중요한 요인이 되는 상품개발 및 상품의 홍보마케팅 준비가 절대적으로 부족한 게 현실이다. 특히, 병의원의 글로벌 인지도 제고와 함께 글로벌 경쟁력을 갖춘 체계적인 의료서비스 상품과 타깃국가의 의료문화에 근거한 상품구성 등의 미비로 인해 직접적인 해외홍보 마케팅 활동과 국내외 의료관광 유치업체와 해외 에이전시를 대상으로 치밀한 비즈니스 활동이 원활하게 이루어지지 못하고 있다. 또한 의료관광 유치업체 및 에이전트 역시 의료서비스에 대한 전문성 부족으로 적절한 성과를 내지 못하고 있는 것이 현실이다.

따라서 본 「한국 의료관광 주요상품 및 상품개발 가이드」에서는 의료관광서비스를 제공하는 의료기관의 차별화되고 전문화된 의료서비스를 중심으로 바람직한 의료서비스 전달체계를 제안하고, 의료관광유치업체는 의료기관의 체계성이 부족한 상품경쟁력을 극대화할 수 있는 선진화된 상품구성을 통해 전문성을 확보 한 후 다양한 홍보, 마케팅을 전개하여 상호 공생과 시너지효과를 창출해야 한다는 거시적 차원의 해결방안을 모색하고자 한다. 이를 통해 국내 의료관광 활성화를 위한 선결과제에 대한 시사점 제공과 의료관광 선진국과의 상품 경쟁력 확보를 통해 한국의료관광의 새로운 도약을 기대한다.



2 필요성 및 주요내용

위에서 언급한 바와 같이 본 연구의 목적은 한국 의료관광 주요상품발굴 및 상품개발가이드라인 제시를 통해, 한국의료관광산업의 한 단계 진전과 의료기관과 유치업체의 상호 협조와 공생을 도모하기 위한 새로운 형태의 의료관광 서비스모델을 구축하는 데 있다. 이를 위해서는 먼저 해외환자 등 고객이 필요로 하는 치료 중심의 의료서비스에 대해 주관적 요소를 철저히 배제하고 객관적 타당성을 바탕으로 한, 경쟁력이 구체화되고 표출되어 있는 결과물 즉, 의료관광 상품을 명확히 도출해야하며, 두번째는 국내 의료서비스로의 용이한 접근성과 의료관광 경쟁국가와의 의료수가, 의료문화, 관광 등 파생상품의 경쟁력, 글로벌 보험적용 내용이 상품에 포함되어야 한다. 또한 해외환자의 입국에서 귀국까지의 다양한 서비스를 포괄한 의료관광 상품의 패키지화가 이루어져야 한다.

글로벌 의료관광 상품의 패키지화는 과학적인 접근으로 경쟁력을 제시할 필요성이 있다. 즉, 이는 의료관광 추진과정의 각 단계별 병목현상을 제거하기 위해 그동안 노력했던 의료기관과 유치업체 등이 앞장설 수 밖에 없으나, 개별기관이 파악하기 어려운 문제인 타깃 국가와 경쟁국가의 생활습관과 의료 문화, 의료 환경, 의료 수가, 시장동향, 의료관광상품의 구성과 종류, 의료관광 상품의 장·단점을 면밀히 분석하는 등의 전문적 자료가 필요하였다.

이에, 이번 상품개발에서는 먼저, 의료관광산업과 관련된 국내외 관련 자료를 취합, 분석한 문헌자료 연구를 토대로 인터넷, 국내외 관련 기관 및 병의원 등의 각종 자료와 한국관광공사에서 그동안 연구해 왔던 해외시장분석자료 및 해외 진료과목 수가조사 비교자료 등을 통해 현재 한국 의료관광의 상품 경쟁력을 파악하였고, 두번째로 의료관광 경쟁국의 의료관광 상품 종류와 구성 조건 등을 조사하여 한국 의료관광상품과 비교 분석함으로써 장·단점 및 비교우위 경쟁력을 찾아 새로운 상품을 제시하였다. 세 번째로 이번 의료관광 대표상품 개발은 해외 각국의 주요 의료관광 상품을 비교 조사하여 장점은 부각하고 단점을 보완하여 한국의료관광이 글로벌 경쟁력을 갖고 판매될 수 있는 의료관광상품의 가이드를 제공하고자 하였다.

따라서 이 한국의료관광 주요상품 개발은 위에서 언급한 바와 같이 주관적 요소를 모두 배제한 객관성을 바탕으로 한국만의 경쟁력 있는 요인과 상세한 내용을 찾아 의료서비스 등 기술을 상품 패키지화하였다. 이 과정은 다음과 같은 방식으로 만들어졌다.

- 세계 의료관광 상품을 취합하여 고객의 관점에서 장·단점 분석
- 의료기관의 의료서비스 상품과 의료관광 전문 에이전트의 상품을 각각 취합하여 장·단점 비교 분석
- 각 기술가격과 조건, 기술 내역 등 비교
- 국가별 기술방법과 문화적 요소 비교
- 기술방법과 필요성에 대한 설명과 내용 분석
- 병원 및 주요 의사 경력소개 및 경쟁요인 분석
- 주요 기술시 필수 요소의 경쟁력 요인분석

- 국가별 경쟁적 요소 신규 발굴(Tax 등)
- Cashless, 여행자보험, 국제보험 등의 안내
- 의료서비스 외적 요인의 분석
- 보호자에 대한 권리 및 안내에 대한 내용 삽입여부
- 사전 질병 진행정도에 대한 문진표와 같은 서식류 제공여부
- 시술에 필요한 체크리스트 및 각종 상세 안내요인 분석
- 기타 시술과 체류 기간 중 관광을 포함한 상세 정보
- 패키지를 통한 의료서비스 상품의 완성도 분석



3 시사점 및 결론

대표적인 융복합산업인 의료관광산업은 병의원과 해외환자간의 유통구조 속에서 다양한 이해관계자와 함께 여러 형태의 중개자들이 존재한다. 즉, 의료관광에이전시, 의료관광전문여행사, 의료관광코디네이터, 의료관광 전문 마케터, 보험회사와 병원, 의사, 마사지사, 물리치료사, 약사, 간호사, 화장품 판매사등 다양한 중개자들이 존재한다. 그러나 의료관광상품은 다양한 매개체와 중개자를 통해 생산자로부터 소비자에게 물리적인 형태로 전달되지는 않는다. 의료관광 상품은 다른 서비스상품처럼 구매해서 직접 소비하기 전에는 테스트해 보거나 경험해 볼 수 없는(intangible) 무형성과 현장성적인 특성을 갖고 있기 때문이다. 예를 들면 미국 환자가 서울에 있는 한 병원에서 수술을 받으려면 직접 한국을 방문해야 한다. 일본에 있는 입산부가 국내 병원에서 출산을 하려면 그 병원을 직접 찾아가야 한다. 이처럼 의료관광상품은 생산과 소비가 동시에 일어나는 전형적인 고도의 서비스상품이다.

그런데 의료관광상품 판매의 주체인 의료관광 중개자들의 해외환자 유치에 통한 매출증대라는 절박한 욕구에 대해 아무도 그 해답을 줄 수 없었던 게 현실이다. 또한 의료관광산업의 또 다른 주체인 의료기관은 그동안 한국의료환경의 국내 지향적, 쇄국적 울타리 안에서 경쟁 없는 온실 속 성장을 거듭하였고 아직도 국내 환자에 의한 안정적 수요로 인해 해외환자 유치에 전문 유치업체, 의료관광에이전시에 비해 절실함을 느끼고 있지 못하고 있는 게 현실이다.

그리고 그 동안 의료관광 해외홍보 마케팅 등 의료관광산업의 초보 단계인 국내 의료관광은 위와 같은 의료 서비스상품으로서의 특성이 자연스럽게 받아들여졌고 해외 환자유치를 위한 병의원의 해외홍보마케팅 활동 역시 구전홍보 등 소극적인 경향이 있었다. 그러나 해외홍보 마케팅, 해외 인지도 등 종합적으로 빠르게 경쟁력을 확보해 가고 있는 한국의료관광산업은 이제 이와 같은 구전홍보 방식에서 의료관광 이해관계자 모두에게 도움이 되는 과학적인 의료관광 상품에 근거한 과학적인 홍보, 마케팅이 요구되고 있다.

아울러, 의료관광에이전트 역시 아직까지는 일천한 의료관광 추진경험과 의료서비스분야에 대한 전문성이 부족하여 해외환자 유치상 (갑)의 위치임에도 불구하고 항상 (을)이 될 수밖에 없는 한국 의료관광산업의 현실에서 갑갑함과 절실함을 느낄 수밖에 없게 되었다. 이러한 상황에서 더욱이 동일 마켓에서 의료기관과 전문 에이전트들이 출혈성 경쟁을 가속함에 따라 상호신뢰와 불신이 팽배해지고 해외 에이전시의 불신에 대한 해결방안 마련이 시급한 현황으로 다가 오고 있다.

따라서 의료관광 의료기관과 유치업체간의 상생을 위한 근본적 해결방법을 찾아야 하고 상호 동등한 관계에서 의료서비스에 대한 전문성을 유지하여 동반 상생의 시너지를 창출해야만 한다.

이번 『한국 의료관광 주요상품 및 상품개발 가이드』은 이러한 의료기관과 의료관광 유치업의 상생을 위한 비즈니스 기반을 마련하는데 기여할 것으로 기대하며, 세계적 의료관광산업의 흐름속에서 한국만의 경쟁력을

확보하기 위해 과학적이고, 객관적인 요소들을 모두 첨부, 분석함으로써, 명실상부 한국 의료관광 주요상품과 상품개발 가이드라인을 국내 최초로 제시했다는데 그 의의가 있다.

특히, 의료기관에서는 차별화되고 전문화된 의료 서비스로 글로벌 경쟁력을 강화하고 유치업체는 의료기관의 부족한 상품경쟁력을 극대화할 수 있는 선진화된 상품구성(Package)을 통해 전문성을 확보한 다양한 홍보, 마케팅을 전개하여 상호 공생 및 시너지효과 창출기반을 마련할 수 있다고 본다.

제2장

한국 의료관광 주요상품 모델 소개



1. 매뉴얼 상세 보기 가이드
2. 수술 상품
3. 성형피부 상품
4. 건강진단 상품
5. 한방 상품
6. 치과상품

Korea 
Be Inspired



1 매뉴얼 상세 보기 가이드

구 분	세 부 내 용
Cost	<p>▶ 가격표기(USD 및 KRW) 동시 표기</p> <ul style="list-style-type: none"> -태국, 싱가포르, 일본 등의 의료기관 대부분 자국화폐 기준 -국제적 에이전트는 US화폐로 표기함 -사용자에 용도에 맞게 표기요망 <p>▶ 세금포함가격 강조 - All Tax Included</p> <ul style="list-style-type: none"> -한국의료기관의 비영리기관 특성강조 -경쟁국가와의 가격 경쟁력 우회설명 <p>▶ 패키지 가격 범위(range)로 구성</p> <ul style="list-style-type: none"> -최소금액과 최대금액을 범위로 표기, 고객관점 (00%는 \$00 이하, 00% \$00 이상) -시술 및 재료 방법에 따라 가격변동 사항 발생을 의미 -단, 패키지상품의 특성에 따라 확정금액이 필요할 수도 있음. 상황에 맞게 조정권장 <p>▶ 주요 보험물 및 포함 내역에 대한 설명 고시</p> <ul style="list-style-type: none"> -기타 의로서비스 등의 포함된 내용 설명 · 가격은 기존 한국관광공사에서 연구 발표한 싱가포르, 태국, 일본 3개국의 수가조사 자료와 이번에 조사한 각국 패키지 가격을 분석하여 차별화된 서비스와 경쟁력을 갖출 수 있는 가이드 가격을 도출함. · 각 패키지상품의 가격은 참고용으로 책정되었음. 따라서 상세한 가격은 병원 및 에이전시 사정에 따라 적절한 금액으로 조정하기를 권장함.
상담 전 알림 사항 (의료진 및 에이전시에게)	<p>▶ 수술 및 시술과 관련 설명부분</p> <ul style="list-style-type: none"> -과거 주요질병 / 시술 및 치료내용 -특이체질 및 복용중인 약에 대한 사전 안내 (흉터, 합병증, 회복기간 등 고려요소) · 환자에게 발생할 수 있는 문제에 대한 주의를 당부함으로써 잠재 위험 요인 관리 (Risk Management) · 고객의 관점에서 좀더 체계화된 시스템으로 관리하고 있다는 표현을 통해 신뢰감 확보

구 분	세 부 내 용
패키지 (Package Content & Includes)	<ul style="list-style-type: none"> ▶ 패키지 포함내용 설명 <ul style="list-style-type: none"> -경쟁국가와의 경쟁적 요소를 고려하여 제작되었음 -해당 의료기관 및 유치업체는 상황에 맞게 조율 권장 ▶ 기간 공지- 체류기간 <ul style="list-style-type: none"> -경쟁국가의 상품들은 병원00일, 호텔00일 으로 되었거나 입원기간이 한국에 비해 짧게 되어있음, 따라서 별도의 설명이 필요함 (입원기간, 및 외래 치료 기간, 회복기간) ▶ 병원 숙박 or 호텔 숙박: 상황에 맞게 조율권장 ▶ 수술 전 검사 포함사항 ▶ 수술법, 시술법, 보형물 및 각종 수술 재료 포함 내용 ▶ 수술 후 검사 및 재활서비스(한방포함여부: 경쟁적요인) ▶ 의료통역, 도우미, 제공서비스(편의시설)- 병원/호텔 시설 ▶ 제공 음식(예: 조중식, 뷔페, 한식, 일식, 양식, 보양식) <ul style="list-style-type: none"> -특별서비스 - 웰컴티, 과일바구니, 환영카드, 컴퓨터 대여, 폰(스마트폰) 등 ▶ 기타 패키지 포함 부대서비스 항목
추가비용 (Additional Fees)	<ul style="list-style-type: none"> ▶ 패키지외 옵션상품 안내 <ul style="list-style-type: none"> -추가 검사, 별도 시술, 재료(보형물)선택: 상품에 따라 적용 ▶ 환자상태에 따른 추가 진료비용 안내 (부작용, 입원기간연장, 재수술/재시술, 특정 약 등) ▶ 병실 및 숙소 업그레이드 여부 ▶ 보호자 숙소 및 식사에 대한 별도 금액 청구여부 ▶ 친권자에 대한 법적고지 및 국제 서류인증에 대한 안내 ▶ 관광프로그램 제공여부 ▶ 추가비용 발생 가능성에 따른 여행자 보험 가입안내 : 예상치 못한 고객의 추가비용 발생 방지 방안
대상자 (Candidates)	<ul style="list-style-type: none"> ▶ 환자 증상 <ul style="list-style-type: none"> -시술 적용대상자에 대한안내



구 분	세 부 내 용
상세 수술 및 시술 (Surgery description)	<ul style="list-style-type: none"> ▶ 검사 및 수술/시술을 과정에 따라 상세설명 ▶ 각 과정의 소요 시간(검사시간, 수술/시술 시간) ▶ 회복프로그램에 대한 상세 안내 ▶ CP(Critical Pathway)작성 및 배포 <ul style="list-style-type: none"> -고객의 수술전에서부터 퇴원까지의 모든 상황을 표로 작성 ▶ 수술전, 후 비교를 통한 이해도 향상
부작용(Side Effect)	<ul style="list-style-type: none"> ▶ 치료 중 발생 할 수 있는 부작용 안내 <ul style="list-style-type: none"> -향후 리스크발생 에 대한 사전예방
회복기간 (Time to Recover) 및 귀국시기 (When you return Home)	<ul style="list-style-type: none"> ▶ 회복기간 안내 ▶ 재활치료 안내 ▶ 치료 후 증세 및 통증 완화 정도 등 기준을 마련하여 고객 스스로 회복 및 호전 상태를 이해하게 함 ▶ 귀국 후 수술 및 시술 부위 관리법 안내 ▶ 귀국 후 사용 가능 약 안내
의료진정보 (Doctor' s Information)	<ul style="list-style-type: none"> ▶ 의료진 정보 학력위주 안내 탈피 <ul style="list-style-type: none"> -전문분야 위주 설명 -국가간 의사 양성시스템 차이로 인해 의사에 대한 사회적 위상 인지정도가 달라 한국의료진 양성과정과 기간을 포함하여 설명 ▶ 경력위주 설명(객관적 판단이 가능한) ▶ 근무 경력, 수술케이스 등
병원정보 (Hospital Information)	<ul style="list-style-type: none"> ▶ 병원일반사항(위치, 규모, 의료진, 장비, 편의시설 등) ▶ 병원의 장점 <ul style="list-style-type: none"> -주변 환경 및 기타 부대시설에 대한 상세안내 -관광적 요소(쇼핑, 먹거리 등)에 대한 안내

구 분	세 부 내 용
숙박시설, 레저, 관광정보 (Nearby Facilities)	<ul style="list-style-type: none"> ▶ 숙박시설 안내(호텔, 모텔, 패션 등) ▶ 레저 및 관광정보 제공 <ul style="list-style-type: none"> -병원 및 에이전시 판매 관광상품 안내 -일반관광지 안내 -쇼핑, 문화, 여가, 취미, 음식 등 즐길 거리 소개 -대중교통 가격이 저렴하다(예: 지하철, 택시, 대중교통- 요금포함) - 교통비가 저렴한 것을 강조 -기타 경쟁력 있는 상품에 대한 소개(전복, 초코파이, 소니 가전제품, 1+1제품 등)
상품비교 (Package Comparison)	<ul style="list-style-type: none"> ▶ 상품, 가격, 수술 및 시술에 관한 비교 가능한 사이트 안내 <ul style="list-style-type: none"> -상품 비교를 통해본 패키지 상품의 경쟁력을 인지시키고, 합리적 선택을 유도.
연락처 (Contact Information)	<ul style="list-style-type: none"> ▶ 병원 주소 및 대표 연락처(전화, 팩스) <ul style="list-style-type: none"> -고객과 접촉이 가능한 모든 수단을 안내 ▶ 상담 코디네이터 연락처(전화, 팩스, 메신저, 이메일) ▶ 상담가능 시간 안내(부재시 이메일 및 팩스 유도안내)
의료용어 설명	<ul style="list-style-type: none"> ▶ 부득이 전문의료 용어 사용 시 주석 및 단어 설명 등으로 전문 의료용어 해설

- 상기 내용은 모두 해당 의료기관 및 유치업체의 참고자료로 실제 상품 출시시 당사자간 사전 협의를 통해각 상황에 맞게모든 요소들을 재구성해야 된다.
- 패키지 상품 안에 첨부한 이미지는 저작권에 저촉될 수 있으므로, 각 기관에서 활용할 시에는 저작권이 확보된 이미지를 활용해야 된다.
- 패키지 상품의 영문표기는, 각 기관에서 활용 또는 상품개발 정확한 의미 전달 위하여 감수 과정을 거칠 것을 추천한다.



- 23개 상품 패키지 중 무릎관절 패키지는 이 패키지를 도출한 과정을 보여주기 위해서 환자의 사전문진표와 환자가 병원에 입원하여 시행하게 되는 일련의 과정을 정리한 CP(Critical Pathway), 환자를 유치하는 단계에서 필요한 서식류, 해외에이전시 상품 패키지의 예시를 함께 실었다. 나머지 상품 패키지 역시 이와 동일한 방법과 절차를 거쳐 만들어진 패키지로서 도출하는 과정에 심혈을 기울였다. 그러나, 일부 각 기관에 맞지 않는 정보도 들어가 있음을 밝히는바 활용 시 꼼꼼한 주의를 요한다.

2 수술적 상품

2.1 무릎관절치환술(Total Knee Replacement Surgery)

Surgery Title	Total Knee Replacement Surgery at Cheongshim
Cost (all taxes included)	<p>▶ \$ 11,500~ 14,000 USD (13,000,000 ~ 16,000,000 Korean won)</p> <p>15 days inpatient care. Package includes Custom Prosthesis, Physical Therapy, Dietary Consultation, Walking Aids, Auxiliary Oriental Medical Treatment, Translation Services.</p>
Package includes	<p>Our fully inclusive packages includes the following services</p> <p>▶ Airport Greeting and Transportation to Medical Center</p> <p>▶ 14night hospital stay including all patient meals</p> <p>:Our physician guarantees this time frame for optimum recovery with physical therapy. It will be in your best interest to stay within the hospital and work on regaining your physical motion ability in accordance with the physical therapy schedule.</p> <p>Private in-house accommodations for patient plus one guest. Patient room is equipped with 23"-33" flat screen LCD TV with free cable, Digital Multi Player, computer with internet (multilingual keyboards available), private bathroom with shower, fridge, hair dryer, electric kettle. Complimentary tea and coffee, toiletries, fresh towels, sheets and video game player are available on request.</p> <p>▶ Doctor team fees, hospital costs, medications and supplies</p> <p>▶ Nursing assistance throughout stay</p> <p>▶ Pre-operative exams : X-Ray (Knee & Chest), Urinalysis, EKG, Bone</p>



	<p>Mineral Density test, Blood test(Hepatitis B/C, AIDs, HIV, VDRL, Total Blood Cell Count, BST,ESR, CRP, electrolytes)</p> <p>▶ Surgery costs (including Computer Navigation Technique if required)</p> <p>▶ Custom Prosthesis :</p> <p>Prosthesis types</p> <ul style="list-style-type: none"> -Ceramic / Metal -Cemented / Cementless -Western / Asian body type <p>Manufacturers</p> <ul style="list-style-type: none"> -Stryker -DePuy -Zimmer -Biomet -Johnson & Johnson -Smith & Nephew etc. <p>▶ Regular post-discharge medication (usually antibiotics and pain medication)</p> <p>▶ Post-operation doctor's outpatient appointments (2 visits)</p> <p>▶ Comprehensive medical report before discharge.</p> <p>▶ Currency exchange</p> <p>▶ We accept International Credit Cards (Mastercard, Visa, BC, please check with the hospital about the credit card you plan to use)</p> <p>Additional services</p> <p>▶ 14 rehabilitation sessions with a professional physical therapist during your stay:</p> <p>From 3 days after your surgery, you will start exercising knee and its adjoining muscles at our rehabilitation center enabling you to walk with a walker or crutches by the time of your discharge.</p> <p>Rehabilitation consists of</p> <ul style="list-style-type: none"> • Range of Motion exercises • Gentle bending and straightening of the knee • Exercises for strength and flexibility • Develop upper thigh muscle • Assisted short walk using crutches or a walker • Continuous Passive Motion (CPM) machine sessions • Water rehabilitation or alternative personalized physical therapies Physical therapy will be conducted once or twice a day <p>▶ Walking aids</p>
--	--



	<ul style="list-style-type: none"> ▶ Mini photo album of before, during and after surgery pictures along with pictures taken with nurses and friends in the ward. ▶ 2 Oriental Medicine sessions (cupping / acupuncture / moxibustion) ▶ Visa and travel document assistance ▶ Document assistance for insurance reimbursement ▶ Translation services ▶ A phone to contact our coordinator 24 hours a day ▶ International clients can make cheap international calls ▶ Seasonal gift (Travel suitcase belt, Knee blanket etc.)
Available at extra charge	<ul style="list-style-type: none"> -Additional nights at the hospital -Hotel / condominium accommodations -Plane ticketing -Knee revision surgery -Bilateral Knee replacement surgery -MRI / 64ch-CT screening (usually an X-ray is sufficient for diagnosing the status of knee arthritis) -Personal items and services: massage, telephone calls, snacks, postage -Extraneous treatments of underlying diseases or complications such as infection, Deep Vein Thrombosis, Pulmonary Embolism etc. -Medical treatment unrelated to the main procedure -Oriental Medicine (herbal extracts or powders) -Meals and Medical treatment for companion -Postal Service (Luggage, Medicine, Parcels) -Caretaker (If you need help moving around for the first few days after your surgery, you may opt to hire a full time caretaker for 50,000 won~100,000 won a day, who speaks the language of choice.) -You will be notified of any additional costs arise
Introduction to Total Knee Replacement	<p>If your knee is severely damaged by arthritis or injury, it may be hard for you to perform simple activities such as walking or climbing stairs. You may even begin to feel pain while you are sitting or lying down.</p> <p>If medications, changing your activity level, and using walking supports are no longer helpful, you may want to consider total knee replacement surgery. By resurfacing the damaged and worn surfaces of the knee can relieve pain, correct leg deformity and help resume normal activities.</p> <p>You may expect 12-15 years of service from your artificial knee.</p> <p>If you think you are a possible candidate for Knee Replacement, please contact us for more information.</p>


	<p>Another example of an introduction</p> <p>Ex) Total Knee Replacement</p> <p>If knee pain has robbed you of some of life's simple pleasures - taking a walk, playing with your children or grandchildren, working in the garden - don't give up hope. With knee replacement surgery, you can lead an active and satisfying life again.</p> <p>Improve your overall quality of life. With less pain and greater mobility, you'll be able to perform daily tasks and low-impact activities more easily and lead a more comfortable, more independent life.</p> <p>Dramatically reduce knee pain. More than 90% of total knee replacement patients experience a dramatic reduction of knee pain.</p> <p>Improve your range of motion. While your artificial knee won't be as good as your real knee was in its prime, its range of motion should increase noticeably.</p>
Surgery description	<div data-bbox="427 877 882 1150"> </div> <p>A total knee replacement involves replacing the damaged bone and cartilage of the knee joint, which provides articulating surfaces.</p> <p>You will have a general or spinal anesthetic. An incision is made about 8 inches (19,2 cm) long down the front of your knee. The damaged surfaces of the lower end of your thigh bone and the upper end of your shin bone are removed. These are replaced with an artificial joint. The artificial knee is made from metal, ceramic and plastic. There are many different types of artificial knees. Some are held in with special bone cement, some are not. The surgeon will explain the type he intends to use and the reasons for his choice. The skin is then closed up with stitches or clips. The stitches will be removed around 14 days after your surgery. A Computer Navigation System may also be used at the time of surgery to locate the angle that needs to be severed accurately.</p> <p>The total procedure takes approximately an hour to an hour and a half to perform and recovery time varies between patients.</p> <p>You will be in the hospital for 14 days following your operation in order to regain full usage of your knee. You may stay longer in the hospital upon</p>





	<p>request or relocate to a nearby hotel from where you can commute to the hospital for physical therapy.</p> <p>You may go home when you can walk safely with crutches or a cane. As this is a major surgery, we strongly recommend that a loved one accompany you on your trip, as you will need help during your initial recovery.</p> <p>Once discharged from hospital, you will continue to recover at your hotel or guest house. If you still need nursing help or physical therapy, these services will be provided to you where you are staying.</p> <p>You will need to take it easy for about 3 weeks before you will be able to fly home. We will assist with making sure that you receive the care that you require from the airline on your flight home.</p> <p>Below are pictures of a patient with degenerative arthritis who fell and broke his femur bone.</p> <div style="display: flex; justify-content: space-around; align-items: center;">   </div> <div style="display: flex; justify-content: space-around; align-items: center;"> 〈Before surgery〉 〈After surgery〉 </div>
Complications	<p>There are possible risks and complications associated with anesthesia, including respiratory or cardiac malfunction.</p> <p>Other complications include the possibility of:</p> <ul style="list-style-type: none"> -Infection requiring antibiotics and in some cases hospitalization -Infection occurring around the joint years after the surgery -Blood clots in the legs (deep vein thrombosis), which can dislodge and move to the lungs (pulmonary embolism) -Injury to nerves or blood vessels -Loosening or dislocation of the prosthetic devices -Joint stiffness <p>Risks can be reduced by following the surgeon's instructions before and after surgery.</p>

Easy steps	<p>We do not have long waiting lists in South Korea for this type of surgery, as most of our surgeons work in private hospitals. We would thus be able to schedule your surgery at a time that is convenient for you. To initiate the process you would need to fill in the questionnaire below. We will then communicate directly with you by phone or e-mail, in order to obtain more detailed information and initiate the contact between yourself and your surgeon. The surgeon would need to see current x-rays before making a decision regarding your surgery and we will gladly help in facilitating this.</p> <p>Before any final decisions are made, you will have had ample opportunity to discuss your options with the surgeon. The surgeon will also discuss the risks of surgery with you. A well-documented risk of knee replacement surgery is the development of a DVT (blood clot in the calf). This risk can be further increased after any long-haul air travel. For these reasons, the surgeon will require you to arrive in South Korea at least 3 days prior to your surgery. You will also receive daily drug treatment post-operatively to prevent the development of a DVT.</p> <p>Please attain traveler's insurance for yourself and people accompanying you before you enter Korea. Traveler's insurance will cover all injuries and illnesses acquired after setting foot in Korea (e.g. common cold, traffic accident, etc.)</p> <ol style="list-style-type: none"> 1. Contact Cheongshim's coordinator by email : yoshikocarp@yahoo.com Include : Name, Date of Birth, height, weight, symptoms, copies of X-rays of knees, time frame you would like to schedule your surgery 2. Coordinator will communicate information to doctor 3. Schedule appointment and fill out questionnaire about medical symptoms 4. Send documents for visa assistance 5. Communicate with coordinator about your flight schedule and we will be able to greet you at the airport 6. Apply for traveler's insurance before entering Korea. 7. Initial consultation with doctor 8. Admission to hospital (we will guide you to your room and give you a detailed explanation about the hospital facilities and your surgery and physical therapy schedule) 9. Surgery 10. Physical Therapy 11. Discharge after 2 weeks (unless a longer stay is requested or required)
------------	--



	<p>12. Commute to hospital for daily physical therapy</p> <p>13. Depart back to home country (we will assist you to the airport)</p>
Doctor' s Information	<p>Among the 700,000 high school graduates each year, only the top 1% are qualified to enter Medical School. Doctors in Korea must study at a Medical University for 6 years, including a 4 year Medical Graduate school course, oneyear of internship and 4 years of residency. After these 11 years, the doctor must pass a difficult national exam to be qualified as a specialist. The average monthly salary of a doctor in Korea is \$15,000 USD. Therefore, doctors that have attained a degree above specialist in Korea can be considered to have attained a first-rate global standard of proficiency.</p> <p>Dr. 000 000 000 (Orthopedic Specialist) Orthopedic Specialist at Kangnam Sacred Heart Hospital Member of the Korean Orthopaedic Association Orthopedic Specialist at Cheongshim International Medical Center</p> <ul style="list-style-type: none"> -Spinal surgeries, hip and knee replacement, -Shoulder, knee, wrist and ankle arthroscopy -Microsurgery -Treatment for osteoporosis and arthritis <p>Dr. Chang has performed over 1,000 successful knee surgeries</p>
Hospital Information	<p>256 beds</p> <p>The Cheongshim International Medical Center islocated in the beautiful mountainous countryside of South Korea. 90% of the hospital rooms look over the breathtaking Cheong Pyeong reservoir.</p> <div style="display: flex; align-items: center;">  <div style="margin-left: 20px;"> <p>You will find this peaceful hospital just 20 minutes away from the busy city of Seoul. Patients come from near and far to receive treatment from outstanding physicians, including total health screening and rehabilitation therapy within our first rate facilities. The collaboration of Eastern and Western Medicine, has been shown to hasten recovery time by up to 30%. Cheongshim leads the Korean medical tourism industry as the host of the</p> </div> </div>

	<p>largest number of international patients in South Korea since 2003. We employ 65 international employees to enhance the delivery of various international services.</p> <p>Medical Departments Internal Medicine / ENT / Family Medicine / Neurology / Psychiatry / General Surgery / Orthopedic Surgery / Obstetrics and Gynecology / Rehabilitation Center / Center of Total Health Screening / Oriental Medicine Department / Dental Department</p> <p>Medical Equipment MRI / 64 slice CT, PACs system (Picture Archive Communication System) / Endoscopy</p> <p>Convenience Facilities Bank / ATM / Convenience store / Coffee Shop / Beauty & Massage Clinic / Karaoke Rooms / Parking Lot / Computers with Internet / Public Telephones / Coin Laundry Room / Table Tennis / Television / Boat Tour / Miniature Golf</p>
Nearby Facilities	<div>  <p>▶ Silver Town www.csvillage.com</p> <ul style="list-style-type: none"> - \$100 per night - Meals 10,000 won per meal - 10 minutes from hospital by car or bus <p>There is a shuttle bus that goes to the hospital</p> </div> <div>  <p>▶ Cheongshim International Youth Training Center</p> </div> <p>▶ Car rental service Cheongpyeong Sejong Rentacar 031-585-8824 Kwangmyeong Rentacar 031-585-8384</p> <p>▶ Entertainment (within 30 minute distance) Boat Tour to Nami Island / Boat Rides / Yumyeongsan Park / Morning Calm Park / Billiard / Spa and Sauna / Homyeong Lake (mountaintop lake) / Fishing / Golf / Skiing Resort / Swimming Pool Park / Indoor Basketball / Golf / Hotspring Sauna / Temple / Observatory</p>



	<p>Restaurants – Duck, Beef, Pork, Chicken Korean Barbecue Nengmyeon (Cold noodles), Kalgooksoo (warm noodles) , Tokbokki (ricecakes in spicy sauce) , Steakhouse, Pizza and Spaghetti, Chinese food</p> <p>Seoul is only 30 minutes away. You may find all the shopping destinations you want there.</p> <p>Korean Transportation is relatively cheap. The basic fee for a taxi starts at \$2. And busses and subway fares also cost \$1~\$2 dollars. Express bus fees cost around \$4~\$10.</p>
Package comparison	<p>-Thailand Samitivej Hospital 12,156 USD 7 nights in hospital 2 nights in hotel http://www.wellnesstravel.com/knee-replacement</p> <p>-Bangkok Hospital Pattaya 10,715 USD 4 nights in hospital 2 nights in hotel http://www.wellnesstravel.com/knee-replacement</p> <p>-Vejthani hospital 11,891 USD 4 nights in hospital http://www.vejthani.com/web-english/pricelist-total-joint-replacement-surgery-en.php</p> <p>-Costa Rica Hospital Clinica Biblica 13,700 USD 16 nights (2 nights in hospital 14 nights in hotel) http://medicaltourism.com/package-detail.php?package=13&lang=es</p> <p>-Russia St. Petersburg Health vacations 8,000 USD 8 nights in hospital http://www.healthvacations.ca/en/medical_outsourcing_orthopaedic_packages.php</p> <p>-Las Vegas noinsuranceorthopedics 35,000 USD 4 days http://noinsuranceorthopedics.com/</p> <p>-Japan Sonodakai Jinkokansetsu Center 600,000 yen for patients with Japanese National Insurance 21days 28,000 USD for non Japanese citizens without insurance http://www.sonodakai.or.jp/jinko-kansetsu/sitemap.html</p> <p>-Japan Chiba pref. Funabashi seikeigeka byouin 14,000 USD 13 days in Hospital http://www.fff.or.jp/seikei/artificialjoint_center/tha.html</p>

Coordinator Contact Information	<p>Jane Nishi</p> <p>Trilingual : English, Japanese, Korean</p> <p>Email : yoshikocarp@yahoo.com</p> <p>Tel : 82-31-589-4491</p> <p>International Liaison Team</p> <p>Cheongshim International Medical Center</p> <p>Gyeonggi-do Gapyeong-gun Seorak-myeon Songsang-ri 460</p>
---------------------------------------	--

수술명	슬관절치환술(C병원)
비용 (세금 포함)	<p>▶ \$ 11,500~ 14,000 US달러기준 (1,300만원~ 1,600만원 한화)</p> <p>15일간 입원치료. 맞춤형 인공슬관절, 물리치료, 식이요법 상담, 보행보조기, 한방협진 진료, 통역서비스 등을 포함한 패키지.</p>
패키지 포함	<p>패키지 포함 내역은 다음과 같습니다.</p> <p>▶ 공항- 병원간 픽업서비스</p> <p>▶ 14일간 입원하는 동안 환자의 모든 식사와 병원숙박비</p> <p>14일간의 입원 기간은 청심 의료진이 외국인 환자의 제반 사항을 고려했을 때 추천하는 최적의 기간입니다. 수술 후 물리치료를 받고 스스로 목발이나 지팡이를 이용하여 운동이 가능한 환자의 상태를 고려한 기간입니다.</p> <p>병실 서비스: 환자 및 보호자를 위한 전용 병실에는 23"~33"인치 평면 LCD TV 완비, 디지털 멀티플레이어, 인터넷과 컴퓨터(다국어 키보드 가능), 샤워 전용 욕실, 냉장고, 헤어드라이어, 전기주전자를 갖추고 있습니다. 고객 요청에 따라 무료 차와 커피, 세면도구, 타월, 침대시트와 비디오게임기를 이용하실 수 있습니다.</p> <p>▶ 의사 진찰료, 입원시 정규 복용약</p> <p>▶ 체류기간 간호</p> <p>▶ 수술 전 검사: X-Ray(무릎 및 허부), 소변검사, 심전도, 골밀도 검사, 혈액 검사</p> <p>▶ 수술비용</p> <p>▶ 맞춤형 인공슬관절:</p>



인공슬관절 유형

- Ceramic / Metal
- Cemented / Cementless
- Western / Asian body type

제조업체

- Stryker
- DePuy
- Zimmer
- Biomet
- Johnson & Johnson
- Smith & Nephew etc.

- ▶ 퇴원 후 정기적 약물처방(일반적으로 항생제와 진통제)* 수술 후 외래치료(2회)
- ▶ 퇴원 전 진단서 발급
- ▶ 비자와 여행관련 서류 대행 서비스
- ▶ 보험금 신청을 위한 서류발급 서비스* 환전
- ▶ 대부분의 해외 신용카드로 지불이 가능합니다.

(Mastercard, Visa, BC, 그 외 소지하신 카드의 사용가능 여부는 병원으로 문의하시기 바랍니다.)

추가 서비스

▶ 14일 재활물리치료

수술 후 3일째부터 퇴원시까지재활센터에서 목발 및 걸음보조기를 활용하여 수술부위 재활물리 치료를 시작합니다.

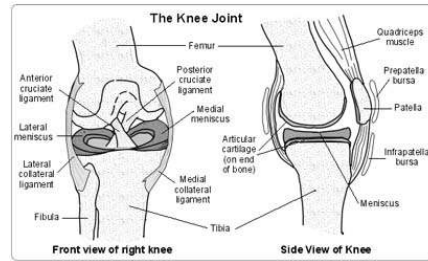
재활치료는 다음과 같이 구성되어 있습니다.

- 무릎의 정상적인 움직임을 돕는 치료
- 무릎 굽히기와 펴기 운동이 유연해지도록 돕는 치료
- 힘과 유연성을 향상시키는 운동
- 위쪽 허벅지 근력 향상을 위한 치료
- 목발이나 보행기를 사용한 단거리 도보운동
- 관절운동 치료기를 사용하는 치료
- 수치료 또는 개개인에 맞는 물리 치료는 하루에 한두 번 실시됩니다

▶ 보행 보조 기구제공

▶ 수술 전후 그리고 수술기간 동안 간호사 및 환우들과 미니 포토앨범 제작

	<ul style="list-style-type: none"> ▶ 한방진료와 한방치료 (침/ 부황/ 뜸) 2회 ▶ 24시간 연락 가능한 코디네이터의 통역서비스 ▶ 저렴한 국제전화 ▶ 시즌별 선물 제공 (여행가방용 벨트, 무릎담요 기타 등등.)
추가비용	<p>-병원에서 입원이 연장되는 경우 입원료 추가</p> <p>-퇴원 후 또는 보호자가 호텔 / 콘도미니엄을 이용하여 숙박하는 경우</p> <p>-비행기 티켓</p> <p>-무릎 재수술</p> <p>-양측 무릎치환수술 (패키지 가격은 한쪽 무릎 기준가격임)</p> <p>-MRI / 64채널-CT검사: 대부분 X-ray 검사로 충분하지만, MRI / 64채널-CT검사를 하는 경우에는 별도 비용</p> <p>-개인 용품 및 서비스: 마사지, 전화, 간식, 우편</p> <p>-감염, 정맥 혈전증, 폐색전증 등과 같은 합병증으로 인한 추가 치료</p> <p>-패키지 외 추가치료</p> <p>-한방치료시 기본 치료 외의 한약은 비용 추가</p> <p>-동반자를 위한 식사 및 치료</p> <p>-우편 서비스 (화물, 약, 소포)</p> <p>-간병인 (수술 후 일상적인 간호 이외의 간병을 받고 싶다면, 의사소통이 가능한 간병인 고용 가능: 일 50,000 ~ 100,000원)</p> <p>-저희 병원에서는 기본 패키지 외의 비용이 발생하는 경우에는 환자분께 상세하게 알려드리고 있습니다.</p>
슬관절치환술 소개	<p>심각한 관절염이나 부상에 의해 손상된 무릎관절은 산책을 하거나 계단을 오르내리는 등의 일상생활에서도 심한 통증을 느낄 수 있습니다. 치료를 위해 약을 복용하면서 활동 양을 줄이고, 보조 기구를 사용함에도 통증이 줄어들지 않는다면 슬관절치환술 수술을 고려하는 것이 좋습니다.</p> <p>무릎 뼈가 손상되거나 마모가 일어난 부분을 치환술을 통해 교정시키게 되면, 통증이 완화되고 다리의 변형을 정상화 시켜서 다시 정상적인 생활을 시작할 수 있도록 해줄 것입니다. 수술을 받은 인공관절은 12~ 15년 정도 효과를 기대할 수 있습니다.</p> <p>의료진으로부터 인공관절수술이 필요하다고 진단 받으셨다면, 저희에게 문의하시기 바랍니다.</p>



슬관절치환술은 손상된 뼈 및 연골을
인공관절로 대체시켜 주는 시술입니다.

수술 설명

수술 시 전신마취 또는 척추 마취를 해야 합니다. 절개는 앞 무릎의
8인치(19.2cm)에 걸쳐 이루어집니다.

넓적다리 뼈 하단부와 정강이 뼈 위쪽 끝의 하단의 손상된 표면을 제거하고,
인공관절로 대체하게 됩니다. 인공관절은 금속, 세라믹 및 플라스틱으로
이루어집니다. 인공 무릎에는 다양한 종류가 있고, 개인별로 가장 알맞은
인공관절을 선택하여 수술하게 됩니다.

피부는 클립이나 수술용 실로 봉합하고, 수술 후 14일이 지나면 수술용 실을
제거합니다. 좀더 정확한 수술을 위해 컴퓨터 내비게이션 시스템을 이용하기도
합니다. 수술 시간은 약 1시간 ~ 1시간 30분 정도 걸립니다. 수술 후 회복시간은
환자마다 개인차가 있습니다.

무릎 수술 후에는 14일 정도 입원하게 되는데, 경과에 따라 병원에 더 입원하거나
근처 숙박시설로 옮겨 물리치료를 받게 됩니다. 퇴원은 목발이나 지팡이를 이용해
환자 스스로 걸을 수 있게 되면 가능하게 됩니다.

무릎관절 수술은 회복하는 동안 환자 스스로 일상생활을 하는데 불편한 점이 많기
때문에 가까운 동반자가 함께 하시는 것이 좋습니다. 병원에서 퇴원한 후 호텔이나
근처 숙박시설로 옮기더라도 환자분의 회복을 위한 서비스를 제공하며, 항상 주의를
기울이고 있습니다. 본국으로 돌아가는 항공기 내에서도 불편함이 없도록 서비스를
다하겠습니다.

아래의 사진은 퇴행성 관절염을 앓는 환자의 대퇴골절에 대한 수술 전후 사진입니다.



〈Before surgery〉



〈After surgery〉

합병증	<p>슬관절 치환술 수술 후 생길 수 있는 합병증의 발생빈도는 매우 낮습니다. 마취로 인한 호흡장애와 심장장애가 발생할 수 있으며, 기타 합병증으로는 감염과 정맥 혈전입니다. 이를 방지하기 위해 의사들은 수술 후 여러 가지 처방을 하게 되는데, 규칙적으로 다리 올려놓기, 순환을 위한 종아리운동, , 혈전방지 스타킹(탄력스타킹)을 신게 됩니다. 또, 혈전이 생기지 않도록 혈전방지 약물을 복용하게 합니다.</p>
신속한 상담	<p>한국에서는 슬관절치환술을 받기 위해 오랫동안 기다릴 필요가 없습니다. 환자분이 원하는 시기에 수술 일정을 조절할 수 있습니다. 궁금한 사항을 아래 내용대로 작성하여 보내주시면 저희 코디네이터가 즉시 연락을 드리겠습니다.</p> <ol style="list-style-type: none"> 1. 청심국제병원 코디네이터에게 이메일로 문의하세요: yoshikocarp@yahoo.com 첨부할 사항: 이름, 생년월일, 키, 몸무게, 증상, 무릎관절 X-ray사본, 수술 받을 수 있는 일정 2. 코디네이터가 위 정보를 의사에게 전달하여 수술가능여부를 상담하게 됩니다. 3. 수술일정을 계획하고 증상에 관한 질문지를 작성합니다. 4. 비자업무에 필요한 서류를 송부합니다. 5. 입국 일정에 대해 코디네이터에게 알려주고, 공항에서 만나게 됩니다. 6. 한국에 입국하기 전에 *여행자보험을 신청합니다. 7. 의사와 진료상담을 시작합니다. 8. 입원 수속 (환자를 병실로 인도하고 병원 시설 사용 및 수술, 물리치료 일정에 대한 구체적인 설명을 듣습니다) 9. 수술 10. 물리치료 11. 2주 후 퇴원 (필요 혹은 요청시 퇴원 연기 가능) 12. 통원 물리치료 13. 본국으로 출국 (공항까지 모셔다 드립니다.) <p># 의료진 권장사항</p> <p>슬관절치환술에서 가장 잘 생기는 합병증은 심부정맥혈전증(DVT_장딴지에 생기는 혈전)인데, 장거리 비행은 정맥혈전을 더 잘 생기게 하므로 수술 하기 3일전에 한국에 와서 휴식을 취하는 것과 함께 혈전방지약을 복용하는 것이 좋다고 권장합니다.</p> <p>▶ 여행자보험: 환자 및 동반 입국하는 여행자들은 입국 전 여행자보험 가입을 추천하며, 여행자 보험은 한국에 도착하는 순간부터 발생하는 모든 손해에 대해 보장받을 수 있는 상품에 가입하셔야 합니다. (일반적 갑기, 교통사고 등)</p>



<p>의료진정보</p>	<p>700,000명의 고등학교 졸업생 중 상위 1% 수준의 학생들이 의대에 진학합니다. 한국의 의사는 6년간의 대학교육을 필수로 이수해야 합니다. 이후 1년의 인턴과 4년의 레지던트 과정을 거치면서 전문의가 되기 위해서는 총 11년이 걸립니다. 한국에서 의사들의 평균 월급은 \$15,000USD 수준입니다. 따라서 한국에서 전문의 자격을 취득한 경우는 국제기준으로 보았을 때, 최고 수준으로 간주할 수 있습니다.</p> <p>#000 (정형외과 전문의) 강남성심병원 정형외과전공의 대한정형외과학회 정회원 청심국제병원 정형외과과장</p> <p>▶ 진료내용</p> <ul style="list-style-type: none"> -척추(디스크절제술, 압박골절의 풍선성형술, 후방고정술 등) -고관절 및 슬관절 인공관절 치환술 -어깨 및 무릎 관절경 -손목 및 발목 관절경 -골다공증 치료 및 관절염 <p>장우석 전문의는 1,000건이 넘는 무릎과 고관절 수술을 수행한 경력이 있습니다.</p>
<p>병원정보</p>	<div data-bbox="427 1157 944 1503" data-label="Image"></div> <p>256병상 규모의 청심국제병원은 교외의 아름다운 자연경관 속에 위치하고 있습니다. 병실의 90%는 경치 좋은 청평저수지를 바라볼 수 있습니다. 저희 병원은 서울로부터 30분 가량 떨어진 아늑한 위치에 자리하고 있습니다. 최고 수준의 건강검진과 재활치료시설을 보유하고 있으며 뛰어난 의료진들에게 진료를 받을 수 있어서 가까운 혹은 먼 지역에서도 환자들이 찾아 오시고 있습니다. 한의학과 양의학을 병행함으로 회복시간을 30%까지 단축하고 있습니다. 청심국제병원은 한국의료관광산업의 리더로서 2003년 이후로 한국에서 가장 많은 국제환자가 내원한 병원이며, 국제 환자에게 다양하고 국제화된 서비스를 제공할 수 있는 65명의 스태프(international employee)들이 근무하고 있습니다.</p> <p>▶ 진료부서(Medical Departments) 내과/이비인후과/가정의학과/신경과/정신과/일반외과/안과/산부인과/재활의학센터/중</p>

	<p>합건강검진센터/동양의학과/치과</p> <p>▶ 의료장비 MRI/ 64 slice CT, PACs 시스템 (Picture Archive Communication System; 의료영상저장전송시스템) / Endoscopy(내시경)</p> <p>▶ 편의시설 은행/ATM/편의점/커피숍/뷰티&마사지클리닉/노래방/주차장/PC실/공중전화/세탁실/탁구장/TV/보트장/미니골프</p>
근처 시설	<div>  <p>#청심빌리지 www.csvillage.com -\$100/1박 -10,000원/1인식 -병원에서 차량으로 10분 거리에 위치. 병원으로 운행하는 셔틀버스가 있음.</p> </div> <div>  <p>#청심국제청소년수련원</p> </div> <p>#렌터카서비스 청평 세종 렌터카 031 - 585 - 8824 광명 렌터카 031 - 585 - 8384</p> <p>#즐길거리 (30분 거리이내) 남이섬 보트투어 / 보트 체험 / 유명산공원 / 아침고요수목원 / 스파&사우나 / 호명호수(천지) / 낚시 / 골프장 / 스키장 / 워터파크 / 실내농구장 / 온천 / 사원 / 전망대</p> <p>#레스토랑 - 오리고기, 소고기, 돼지고기, 닭고기, 한국식 바비큐(갈비), 냉면, 칼국수, 떡볶이, 스테이크, 피자, 스파게티, 중화요리</p> <p>서울에서 겨우 30분 거리이며, 서울에는 모든 쇼핑장소가 밀집되어 있습니다. 대중교통은 비교적 저렴한 편입니다. 택시비는 기본 2달러부터이며 버스와 지하철 요금은 1~2달러, 고속버스는 대략 4~10달러 수준입니다.</p>



타병원 패키지 비교	<p>-Thailand Samitivej Hospital 12,156 USD / (병원에서 7박 / 호텔에서 2박) http://www.wellnesstravel.com/knee-replacement</p> <p>-Bangkok Hospital Pattaya 10,715 USD / (병원에서 4박 / 호텔에서 2박) http://www.wellnesstravel.com/knee-replacement</p> <p>-Vejthani hospital 11,891 USD / 병원에서 4박 http://www.vejthani.com/web-english/pricelist-total-joint-replacement-surgery-en.php</p> <p>-Costa Rica Hospital Clinica Biblica 13,700 USD / 16일(병원에서 2박 / 호텔에서 14박) http://medicaltourism.com/package-detail.php?package=13&lang=es</p> <p>-Russia St. Petersburg Health vacations 8,000 USD / 병원에서 8박 http://www.healthvacations.ca/en/medical_outsourcing_orthopaedic_packages.php</p> <p>-Las Vegas noinsuranceorthopedics 35,000 USD / 4일 http://noinsuranceorthopedics.com/</p> <p>-Japan Sonodakai Jinkokansetsu Center 600,000 yen / 일본 국민보험적용 21일 28,000 USD / 보험적용이 되지 않는 일본인의 경우 http://www.sonodakai.or.jp/jinko-kansetsu/sitemap.html</p> <p>-Japan Chiba pref. Funabashi seikeigeka byouin 14,000 USD / 병원에서 13일 http://www.fff.or.jp/seikei/artificialjoint_center/tha.html</p>
코디네이터 연락정보	<p>Jane Nishi Trilingual : English, Japanese, Korean Email : yoshikocarp@yahoo.com Tel : 82-31-589-4491 International Liaison Team Cheongshim International Medical Center Gyeonggi-do Gapyeong-gun Seorak-myeon Songsang-ri 460</p>

◆ 부록1 - Hip and Knee Questionnaire ◆

Hip and Knee Questionnaire

Today' s Date / /

Thank you for completing this questionnaire!

This questionnaire will help us to better understand your general health and any problems related to bone and muscle conditions.

Your completion of this questionnaire is completely voluntary and your responses will be held in the strictest confidence.

Please answer every question. Some questions may look like others, but each one is different.

There are no right or wrong answers. If you are not sure how to answer a question, just give the best answer you can. You can make comments in the margin. We do read all your comments, so feel free to make as many as you wish.

Your Birth Date / /

Your Passport Number _____

Hip and Knee Questionnaire



Instructions

Please answer the following questions for the hip/knee being treated or followed up. If it is BOTH hips/knees, please answer the questions for your **worse** side. All questions are about how you have felt, on average, during the **past week**. If you are being treated for an injury that happened less than one week ago, please answer for the period since your injury.

1. During the **past week**, how **stiff** was your hip/knee? (Circle one response.)

1 Not at all 2 Mildly 3 Moderately 4 Very 5 Extremely

2. During the **past week**, how **swollen** was your hip/knee? (Circle one response.)

1 Not at all 2 Mildly 3 Moderately 4 Very 5 Extremely

The following instructions are for questions 3-5.

During the **past week**, please tell us about how painful your hips/knees were during the following activities.

(Circle ONE response on each line that best describes your average ability for each joint.)

	Not painful	Mildly painful	Moderately painful	Very painful	Extremely painful	Could not do because of hip/knee pain	Could not do for other reasons
3. Walking on flat surfaces?							
Right Hip	1	2	3	4	5	6	7
Left Hip	1	2	3	4	5	6	7
Right Knee	1	2	3	4	5	6	7
Left Knee	1	2	3	4	5	6	7

	Not painful	Mildly painful	Moderately painful	Very painful	Extremely painful	Could not do because of hip/knee pain	Could not do for other reasons
4. Going up or down stairs?							
Right Hip	1	2	3	4	5	6	7
Left Hip	1	2	3	4	5	6	7

Right Knee	1	2	3	4	5	6	7
Left Knee	1	2	3	4	5	6	7

Not painful	Mildly painful	Moderately painful	Very painful	Extremely painful	Could not do because of hip/knee pain	Could not do for other reasons
----------------	-------------------	-----------------------	-----------------	----------------------	---	--------------------------------------

5. Lying in bed at night?

Right Hip	1	2	3	4	5	6	7
Left Hip	1	2	3	4	5	6	7
Right Knee	1	2	3	4	5	6	7
Left Knee	1	2	3	4	5	6	7

6. Which of the following statements **best** describes your ability to get around most of the time during the **past week**? (Circle one response.)

- 1 I did not need support or assistance at all.
- 2 I mostly walked without support or assistance.
- 3 I mostly used one cane or crutch to help me get around
- 4 I mostly used two canes, two crutches or a walker to help me get around.
- 5 I used a wheelchair.
- 6 I mostly used other supports or someone else had to help me get around.
- 7 I was unable to get around at all.

7. How difficult was it for you to put on or take off socks/stockings during the past week? (Circle one response.)

- 1 Not at all difficult
- 2 Slightly difficult
- 3 Moderately difficult
- 4 Very difficult
- 5 Extremely difficult
- 6 Cannot do it at all



Patient Past Medical History

Date: _____

Name: _____ Patient#: _____

Height: _____ (ft.in / cm) Average Weight: _____ (lbs / kg)

Present Medications: (include dose and frequency)

_____	_____
_____	_____
_____	_____

Allergies:

_____	_____
_____	_____
_____	_____

Previous Hospitalizations and/or surgeries:

Date	Hospital	Reason
_____	_____	_____
_____	_____	_____
_____	_____	_____
_____	_____	_____

Have you ever had: (check all that apply)

☐ Rheumatic Fever ☐ Scarlet Fever ☐ Diphtheria ☐ Typhoid ☐ Malaria ☐ Pneumonia ☐ Cancer

Other Major Illnesses: _____

REVIEW OF SYSTEMS

(Check any of the following which you have experienced in the past or are currently experiencing. Use the space provided to explain checked items.)

General: ☐Headaches ☐Dizziness ☐Weight gain or Loss of more than 10 lbs (4kg) ☐Difficulty

Sleeping: ☐Fatigue ☐Nervousness _____

Skin: ☐Rashes ☐Itching ☐Hives ☐Change in Pigmentation _____

Central Nervous System: ☐Fainting ☐Convulsions ☐Paralysis ☐Tremors ☐Uncoordination ☐
Numbness ☐Involuntary Movements ☐Poor memory ☐Speech problems ☐Balance or
Coordination Problems ☐Depression ☐Anxiety ☐Excessive Fearfulness ☐Emotional Difficulty ☐
Changes in Personality ☐Previous Psychiatric Care _____

Eyes: ☐Change in Vision ☐Pain ☐Blurred or Double Vision ☐Bright Lights ☐Floaters _____



Patient History Sheet

Date: _____

Name: _____ Date of birth(Y,M,D): _____

Personal & Social History

Occupation: _____ Marital Status: _____

Children: _____ Habits: Sleep _____ hours/night Tea/Coffee _____ cups/day

Tobacco: _____ packs/day for _____ years Alcohol: _____ weekday _____ weekend

Family History

- | | | |
|---|---------------------------------------|---|
| <input type="checkbox"/> Birth defects | <input type="checkbox"/> Diabetes | <input type="checkbox"/> Heart Attack or Bypass Surgery |
| <input type="checkbox"/> High Blood Pressure | <input type="checkbox"/> Hearing Loss | <input type="checkbox"/> Mental Illness |
| <input type="checkbox"/> Kidney Failure/Malfunction | <input type="checkbox"/> Tuberculosis | <input type="checkbox"/> Seizures |
| <input type="checkbox"/> Asthma | <input type="checkbox"/> Cancer | <input type="checkbox"/> Anemia/Bleeding Disorder |

Others: _____

1. When (roughly what date) did your present pain start? _____

Are you still working? _____ Last day on the job _____

2. How did your pain start?(example: suddenly, gradually, lifting etc.) _____

3. How long have you had this pain? _____ years _____ months _____ weeks

How long have you had similar pain? _____ years _____ months _____ weeks

4. Do you have any medical conditions such as:

- | | | |
|---|--------------------------------------|--|
| <input type="checkbox"/> Stomach Problems | <input type="checkbox"/> Circulation | <input type="checkbox"/> High Blood Pressure |
| <input type="checkbox"/> Epilepsy | <input type="checkbox"/> Diabetes | <input type="checkbox"/> Bowel or Bladder Problems |
| <input type="checkbox"/> Cancer | <input type="checkbox"/> Arthritis | <input type="checkbox"/> Heart Failure/Attacks |
| <input type="checkbox"/> Gout | <input type="checkbox"/> Lungs | <input type="checkbox"/> Mental Health |
| <input type="checkbox"/> Other | | |

5. Previous Surgeries: _____

6. List Medications you are currently taking (include the dosage and frequency)

_____	_____
_____	_____
_____	_____

7. Do you take antacids? ☐ Yes ☐ No

8. Do you have allergies to medications? ☐ Yes ☐ No Please List _____

9. Do you have any additional information that would be helpful in understanding your problem?



◆ 부록2- Patient Past Medical History ◆

Patient Past Medical History

Date: _____

Name: _____ Patient#: _____

Height: _____ (ft.in / cm) Average Weight: _____ (lbs / kg)

Present Medications: (include dose and frequency)

_____	_____
_____	_____
_____	_____

Allergies:

_____	_____
_____	_____
_____	_____

Previous Hospitalizations and/or surgeries:

Date	Hospital	Reason
_____	_____	_____
_____	_____	_____
_____	_____	_____
_____	_____	_____

Have you ever had: (check all that apply)

☐ Rheumatic Fever ☐ Scarlet Fever ☐ Diphtheria ☐ Typhoid ☐ Malaria ☐ Pneumonia ☐ Cancer

Other Major Illnesses: _____

REVIEW OF SYSTEMS

(Check any of the following which you have experienced in the past or are currently experiencing. Use the space provided to explain checked items.)

General: ☐Headaches ☐Dizziness ☐Weight gain or Loss of more than 10 lbs (4kg) ☐Difficulty

Sleeping: ☐Fatigue ☐Nervousness _____

Skin: ☐Rashes ☐Itching ☐Hives ☐Change in Pigmentation _____

Central Nervous System: ☐Fainting ☐Convulsions ☐Paralysis ☐Tremors ☐Uncoordination ☐Numbness ☐Involuntary Movements ☐Poor memory ☐Speech problems ☐Balance or Coordination Problems ☐Depression ☐Anxiety ☐Excessive Fearfulness ☐Emotional Difficulty ☐Changes in Personality ☐Previous Psychiatric Care _____

Eyes: ☐Change in Vision ☐Pain ☐Blurred or Double Vision ☐Bright Lights ☐Floaters _____



Patient History Sheet

Name: _____ Date of birth(Y,M,D): _____

Personal & Social History

Occupation: _____ Marital Status: _____

Children: _____ Habits: Sleep _____ hours/night Tea/Coffee _____ cups/day

Tobacco: _____ packs/day for _____ years Alcohol: _____ weekday _____ weekend

Family History

- | | | |
|---|---------------------------------------|---|
| <input type="checkbox"/> Birth defects | <input type="checkbox"/> Diabetes | <input type="checkbox"/> Heart Attack or Bypass Surgery |
| <input type="checkbox"/> High Blood Pressure | <input type="checkbox"/> Hearing Loss | <input type="checkbox"/> Mental Illness |
| <input type="checkbox"/> Kidney Failure/Malfunction | <input type="checkbox"/> Tuberculosis | <input type="checkbox"/> Seizures |
| <input type="checkbox"/> Asthma | <input type="checkbox"/> Cancer | <input type="checkbox"/> Anemia/Bleeding Disorder |

Others: _____

1. When (roughly what date) did your present pain start? _____

Are you still working? _____ Last day on the job _____

2. How did your pain start?(example: suddenly, gradually, lifting etc.) _____

3. How long have you had this pain? _____ years _____ months _____ weeks

How long have you had similar pain? _____ years _____ months _____ weeks

4. Do you have any medical conditions such as:

- | | | |
|---|--------------------------------------|--|
| <input type="checkbox"/> Stomach Problems | <input type="checkbox"/> Circulation | <input type="checkbox"/> High Blood Pressure |
| <input type="checkbox"/> Epilepsy | <input type="checkbox"/> Diabetes | <input type="checkbox"/> Bowel or Bladder Problems |
| <input type="checkbox"/> Cancer | <input type="checkbox"/> Arthritis | <input type="checkbox"/> Heart Failure/Attacks |
| <input type="checkbox"/> Gout | <input type="checkbox"/> Lungs | <input type="checkbox"/> Mental Health |
| <input type="checkbox"/> Other | | |

5. Previous Surgeries: _____

6. List Medications you are currently taking (include the dosage and frequency)

_____	_____
_____	_____
_____	_____

7. Do you take antacids? ☐ Yes ☐ No

8. Do you have allergies to medications? ☐ Yes ☐ No Please List _____

9. Do you have any additional information that would be helpful in understanding your problem?



◆ 부록3 -Total Knee Replacement Surgery CP(Critical Pathway) ◆

슬관절치환술 TKR CP

항 목	입원~ 수술2일전	수술전날	수술당일 (수술전)	수술당일 (수술후)	수술후 1일째	수술후 2일째	수술후 3일째	수술후 4일째	수술후 4-6일째	수술후 2주째 7-13일	수술후 3주째 14-21일	수술후 3주째 14-21일
안 정				* 침대위에서 안정을 취하여, 머리를 조금 들 수 있다.	* 침대위에서 상반신을 움직일 수 있다. * 1일째부터 활체어 이동의 연습					* 수술후 2주째부터, 보행기보행의 연습 * 3주째부터 계단 오르기 내리기 수치료실에서 걷기 연습		
식 사		* 저녁 9시부터금식 (물도 안마신다)	* 절대금식	* 수술후 6시간이 지나면 수분 섭취 * 식사는 저녁식사 또는 다음날 아침식사부터 가능	* 평소식대로 식사를 할 수 있다.							
청 결		* 목욕/마리감기/손씻기기			* 발사(실)를 땀을 때까지 몸을 수건으로 닦는다.							* 움직이는 것이 안정되면 혼자서 샤워 가능
배 설			* 수술 30분전에 화장실에 간다.	* 수술중, 도뇨관을 넣는다.	* 감각이 있을 시 도뇨관을 뺀다.							
내 복 사	* 하제			* 의사가 허락하는 약만 간호사 지시에 따라서복용	* 수술후에 통증이 심할 때는 통증을 완화하는 약을 쓴다. 아프면 이야기 해주세요.							* 퇴원약 (항생제, 진통제 등)
치 치			* 수술전후에 링거	* 수술후 3-5일 동안 항생제의 링거	* 수술후 10일-14일 동안 혈액배양제 주사							
치 치		* 관장		* 필요하면 수혈 * 수술후 혈전예방을 위해 다리에 맞사기기를 착용	* 수술후 1일째부터 상차부위관을 뺄 때까지 소독을 한다.	* 수술후 2일째상차 부위의 관을 뺀다. 심을 뺄때까지 2일에 1회 소독						* 수술상차부위의 실을 뺀다.
검 사				* 수술후의 X-ray촬영								
성 명	* 주치의가 수술에 대한 설명을 한다. * 간호사가 입원부터 퇴원까지의 흐름에 대해서 설명한다.	* 수술실의 간호사가 설명을 한다.	* 당일, 수술실에 침대로 간다. * 환의로 같이입은 후 링거	* 수술후에는 회복실로 침대 채 이동한다. * 수술후 입원실로 돌아간다. * 주치의가 가족에게 주의사항 등 설명	* 주치의가 X-ray 결과 설명 * 의사가 혈전예방주사 설명							* 입원이나 퇴원할 때 주의점에 대해 설명한다. * 인근숙박시설에서 통원

◆ 부록4- 병원이용 선택사항 체크리스트: 영어 ◆

Hospital Option Check List

Reservation Number:
Patient's Name:
Nationality:
Month/Date/Year:
Medical Department:
Physician in Charge:

Items		CHECK	Price (10,000 won)	Picture	Remarks
Hospital Room (Meals not included)	Deluxe Room				Bed for Guardian Hospital set A provided
	Private room (1 person)				Bed for Guardian Hospital set B provided
	2 people room				
	Large room (5 people)				
	Imperial Palace Hotel (★★★★★): Seoul (Breakfast included)				Price for 2 people
	Cheongshim Village (Condominium) 1 Room: Gapyeong				Price for 2 people
	Cheongshim Village (Condominium) 1 Room: Gapyeong				Price for 4 people
	Pine Ridge Resort 2 Room: Sokcho				Price for 4 people
Meals	Korean style patient meal				
	Korean style normal meal				
	Japanese meal (Observe the menu)				
	Western Meal (Observe the menu)				
	Special meal (Adjust to your country)				



Items		CHECK	Price (10,000 won)	Picture	Remarks
Options	Hospital Set A: (Slippers/Soap/Toothbrush/ Toothpaste/Razor/Shampo o/Conditioner/Dining set)				
	Hospital Set B: (Soap / Toothbrush / Toothpaste/Razor/Shampo o/Conditioner/Dining set)				
	Plane Flight Ticketing Service				Asiana Airlines
	O Hospital-Airport Pickup Service				One-way Fare
	Hospital Jeep(4 people)				
	Hospital Car(4 people)				
	Hospital Minivan(11 people)				
	Limousine Service(4 People)				
	Starcraft(7 people)				
	Boat Tour				Loop around Nami Island (Approximately 2 hours) *12 people/1 boat *If 2 or more teams apply the fee may be shared
	O Beauty Therapy				
	A Course				
	B Course				
	Hospital Attendant Service				Consult the time hours
	Massage Service				Full body 1 hour
	Internet Service				24 hours , Free of charge in theDeluxe Room
	Laptop Rental				PC installed in the Deluxe Room
	Fax Service				Apply rates of each country
	Postal Service				Apply rates of each country
	Money Exchange Service" @(Bank within the Hospital)				Free of charge

※NOTE

1. You may stay in the room you desire unless the doctor decides otherwise.
2. Korean meals are the basic meal, but if you prefer meals suiting your taste please observe the menu beforehand and make a request.
3. You may select any of the other options any time during your hospitalization. Contact the Information desk on the first floor or the Nurse station of each floor for information on prices and details.



460, Songsan-ri, Seorak-myeon, Gapyeong-gun, Gyeonggi-do, 477-855, Republic of Korea

Tel.: +82 31 589 4770, +82 31 589 4488 Fax: +82 31 589 4776

E-mail: khl@cheongshim.com, alexander@cheongshim.com



◆ 부록4- 병원이용 선택사항 체크리스트: 일어 ◆

病院利用選択事項 チェックリスト

予約番号 (Reservation Number):
患者姓名 (Patient's Name):
国 籍 (Nationality):
生年月日 (Month/Date/Year):
診療科目 (Medical Department):

項目		CHECK	金額 (万ウォン)	写真	備考
入院室 (食事 除外)	特別室				保護者用のベッド付 入院セットA 無料でサービス
	1人部屋				保護者用のベッド付 入院セットB 無料でサービス
	2人室部屋				
	大部屋 (5人部屋)				
	インペリアル パレス ホテル (★★★★★): ソウル (朝食込み)				2人 基準
	清心ビルリッジ (コンドミニウム) 1 Room: カピョン				2人 基準
	清心ビルリッジ (コンドミニウム) 2 Room: カピョン				4人 基準
	パインリッジ リゾート 2 Room: ソクチョ				4人 基準
食事	韓国式 患者食				
	韓国式 一般食				
	日本食(食事メニュー参照)				
	西洋食(食事メニュー参照)				
	特別食 (国家ごとにあわせて)				

項目		CHECK	金額 (万ウォン)	写真	備考
選択	入院セット A: (スリッパ/石鹸/歯ブラシ/歯磨き粉/かみそり/シャンプー/リンス/箸セット)				
	入院セット B: (石鹸/歯ブラシ/歯磨き粉/かみそり/シャンプー/リンス/箸セット)				
	チケット予約サービス				アジアナ航空 該当
	○ 空港-病院間のお迎えサービス				片道の料金
	病院車両(4人乗/ジープ)				
	病院の乗用車(4人乗り)				
	病院ミニバス(11人乗り)				
	リムジンサービス(4人乗り)				
	スタークラフト(7人乗り)				
	ボートツアー				ナミム一周 (所要時間: 約2時間) *12人乗り *2グループ以上申請する場合経費分担が可能
	○ ビューティー セラピー				
	Aコース				
	Bコース				
	看病 サービス				時間 相談, 外国人 選択
	マッサージ サービス				全身 1時間
	インターネット サービス				24時間基準 特別室は無料
	ノートパソコン レンタル				特別室 PC 設置
	ファックスサービス				国家別の価格適用
	郵便サービス				国家別の価格適用
	両替サービス (病院内に銀行有)				無料



※ 参考事項 (NOTE)

1. 入院室の選択は基本的に患者の選択に従いますが、患者の治療のため隔離などの措置が必要な場合、担当医の指示に従います。
2. 食事は韓国食が基本になりますが、各国家別の食事を願う場合、事前に食事メニューを参照して選択、要請することができます。
3. その他のオプション事項は入院治療期間中いつでも選択して利用することができます。また、オプション商品の詳細な内容、価格などについては1階の案内デスクもしくは各階のナースステーションにお問い合わせください。



CheongShim
International Medical Center

460, Songsan-ri, Seorak-myeon, Gapyeong-gun, Gyeonggi-do, 477-855, Republic of Korea

Tel.: +82 31 589 4770, +82 31 589 4488 Fax: +82 31 589 4776

E-mail: khl@cheongshim.com, alexander@cheongshim.com

◆ 부록4- 병원이용 선택사항 체크리스트: 러시아어 ◆

Контрольный список больничных услуг по выбору пациента

Номер заявки
Ф. И. О. пациента
Гражданство
Дата, месяц и год рождения
Медицинское отделение
Лечащий врач

		Отметка	Стоимость (тыс. won)	Фотография	Примечания
Размещение (платное/неплатное)	Палата-люкс				В палате имеется кровать для сопровождающего лица. Предлагается бесплатно набор туалетных принадлежностей А.
	Одноместная палата				В палате имеется кровать для сопровождающего лица. Предлагается бесплатно набор туалетных принадлежностей Б.
	Двухместная палата				
	Пятиместная палата				
	Отель Имперал Палас (★★★★), Сеул (завтрак включен)				Номер на двоих
	Чхонсим виллидж (Пансионат квартирного типа) 1 комната, Капхён-гун				Номер на двоих
	Чхонсим виллидж (Пансионат квартирного типа) 1 комната, Капхён-гун				Номер на четверых
	Пайн Рилкс Резорт 2 комнаты Соокхо				Номер на четверых
Питание	В корейском стиле (без острой пищи)				
	В корейском стиле (с острой пищей)				
	В японском стиле (см. меню)				
	В западном стиле (см. меню)				
	Особое меню (с учетом индивидуальных дуальных пожеланий)				



		Отметка	Стоимость (тыс. вон)	Фотография	Примечания
По выбору	Больничный набор А: (тапочки/мыло/зубная щетка/зубная паста/бритва/шампунь/ополаскиватель/столовые приборы)				
	Больничный набор А: (тапочки/мыло/зубная щетка/зубная паста/бритва/шампунь/ополаскиватель/столовые приборы)				
	Бронирование авиабилетов				Авиакомпания Азана
	Трансфер Аэропорт-больница				Стоимость за поездку в один конец
	Больничный диск (4 пассажира)				
	Больничный легковой автомобиль (4 пассажира)				
	Больничный микроавтобус (11 пассажиров)				
	Лимузин сервис (4 пассажира)				
	Микроавтобус Старкфорт (7 пассажиров)				
	Прогулка на катере				Прогулка вокруг острова Намп (около 2 часов) * 12 пассажиров * расходы могут быть поделены между пассажирами
	Клиника красоты				
	Комплекс А				
	2 Комплекс Б				
	Услуги санитара				Оплата почасовая по договоренности
	Массаж				Все тело - 1 час
	Интернет				Неограниченный доступ в палате люкс бесплатно
	Прокат ноутбука				В палате люкс использование компьютера бесплатно
	Факс				Взимается стоимость звонка в зависимости от страны по преискурранту телефонной компании
	Почтовые услуги				Взимается плата в зависимости от страны по преискурранту почтовой службы
	Обмен валюты (банк находится в здании больницы)				бесплатно

※Примечания

1. Больничная палата предоставляется по выбору пациента, за исключением случаев, когда выбор палаты определяется Доктором в связи с медицинскими соображениями (например, когда пациенту требуется карантин).
2. По умолчанию предлагается еда в корейском стиле. По желанию пациента можно скорректировать меню, чтобы оно больше соответствовало его(ей) национальной кухне. Состав меню необходимо заранее обсудить с пациентом и Диетологом больницы.
3. Пациент может запросить другие дополнительные услуги во время стационарного лечения. Детали и стоимость услуг можно уточнить у медсестер или администратора на первом этаже.



CheongShim
International Medical Center

460, Songsan-ri, Seorak-myeon, Gapyeong-gun, Gyeonggi-do, 477-855, Republic of Korea

Tel.: +82 31 589 4770, +82 31 589 4488 Fax: +82 31 589 4776

E-mail: khl@cheongshim.com, alexander@cheongshim.com



◆ 부록5- 진료예약확인서: 영어 ◆

외국인 진료예약 확인서 Confirmation of Treatment Reservation Made by International Patient			
예 약 번 호 Reservation Number		환 자 성 명 Patient's Name*	
국 적 Nationality		생년월일 Year, Month and Date of Birth	
여권번호 Passport Number		여권 만료일 Passport Expiration Date	
보호자 성명 Name of the Accompanying Person*		환자와의 관계 Relation to the Patient	
국 적 Nationality		생년월일 Year, Month and Date of Birth	
여권번호 Passport Number		여권 만료일 Passport Expiration Date	
주 소 Home Address			
전 화 번 호 Home Telephone Number		핸드폰 번호 Mobile Phone Number	
진 료 과 목1 Medical Department 1		진 료 과 목2 Medical Department 2	
선택의사 1 Physician in Charge 1		선택의사 2 Physician in Charge 2	
진 단 명 Diagnosis			

*성명은 여권에 나오는 대로 영문으로 작성하셔야 합니다.

*Names should be written with Latin letters according to the spelling given in passport.

위와 같이 대한민국 000병원에 진료예약이 완료되었음을 확인합니다.

*진료예약확인서는 대한민국에서 의료관광활성화를 위해 치료목적의 환자와 동반 배우자, 자녀 또는 직계가족에게 방문편의를 제공하고자 발급되는 확인서 입니다.

This document confirms that 000 Medical Center has received a reservation for treatment details of which are described above.

* In accordance with Korean medical tourism development program this confirmation is issued to facilitate the entry in the Republic of Korea of the patient and accompanying person.

200 년 월 일

000 병원장
000 Medical Center

※ 참고사항

1. 환자 또는 그 보호자는 사전에 제출한 진단내용과 틀리거나 추가 진료가 필요하다는 담당 의사의 소견이 있을 경우 진료과목의 변경이나 추가 비용이 발생할 수도 있습니다.
2. 환자 또는 그 보호자가 요청 시 진료과목과 의사는 변경할 수 있습니다.
3. 만일 진료과실에 의한 의료사고 발생시 엄정한 한국의료법에 준하여 보상 처리하여 드립니다.

※ Additional Information

1. If in the process of medical treatment physicians in charge find an incorrectness in the preliminary diagnosis provided to the hospital by the patient, or come to a conclusion about the necessity of additional treatment, the program of treatment may be altered. This in turn may lead to additional expenses on the part of the patient.
2. Patient and his/her guardian have a right to request an alteration the treatment program and/or change of the physician in charge.
3. According to the Law on Medicine of the Republic of Korea, in cases when a mistake on the part of medical personnel of the hospital proves to be harmful to the patient's health, the hospital provides a patient with damage compensation.

〈병원로고〉

〈병원연락처〉



◆ 부록5- 진료예약확인서: 일어 ◆

외국인 진료예약 확인서 外国人診療予約確認書			
예 약 번 호 予約番号		환 자 성 명 患者氏名*	
국 적 国籍		생년월일 生年月日	
여권번호 旅券番号		여권 만료일 旅券満了日	
보호자 성명 保護者氏名*		환자와의 관계 患者との関係	
국 적 保護者国籍		생년월일 保護者生年月日	
여권번호 保護者旅券番号		여권 만료일 保護者旅券満了日	
주 소 住所			
전 화 번 호 電話番号		핸드폰 번호 携帯電話番号	
진 료 과 목1 診療科1		진 료 과 목2 診療科2	
선택의사1 希望医師1		선택의사2 希望医師2	
진단명 診断名			

*성명은 여권에 나오는 대로 영문으로 작성하셔야 합니다.

*氏名は旅券に記されている通りに英文で記入してください。

위와 같이 대한민국 C병원에 진료예약이 완료되었음을 확인 합니다.

*진료예약확인서는 대한민국에서 의료관광활성화를 위해 치료목적의 환자와 동반 배우자, 자녀 또는 직계가족에게 방문편의를 제공하고자 발급되는 확인서 입니다.

上記の通り、大韓民国清心国際病院に診療予約が完了したことを確認いたしました。

予約確認書は、大韓民国の医療観光活性化のため、治療目的で来られる患者と同伴される配偶者、子女、または直系家族の皆様のご訪問を容易にするために発給される確認書です。

200 年 月 日

000 병원장

000 病院長

※참고사항

1. 환자 또는 그 보호자는 사전에 제출한 진단내용과 틀리거나 추가 진료가 필요하다는 담당 의사의 소견이 있을 경우 진료과목의 변경이나 추가 비용이 발생할 수도 있습니다.
2. 환자 또는 그 보호자가 요청 시 진료과목과 의사는 변경할 수 있습니다.
3. 만일 진료과실에 의한 의료사고 발생시 엄정한 한국의료법에 준하여 보상처리하여 드립니다.

※参考事項

患者また保護者は、診断結果が事前に提出した診断内容と異なったり、追加診療が必要だという担当医の所見がある場合、診療科の変更や追加費用が発生することがあります。

患者また保護者が要請する場合、診療科や医師が変更することがあります。

万が一、診療中に医療事故が発生した場合、厳定された韓国医療法に従って補償処理いたします。

〈병원로고〉

〈병원연락처〉



◆ 부록5- 진료예약확인서: 러시아어 ◆

외국인 진료예약 확인서 Подтверждение заказа на лечение иностранного пациента			
예 약 번 호 № за ка за		환 자 성 명 ФИО пациента*	
국 적 Гражданство		생년월일 Год, месяц и дата рождения	
여권번호 №. заграничного паспорта		여권 만료일 Действителен до (год месяц и дата)	
보호자 성명 ФИО сопровождающего лица*		환자와의 관계 Степень родства с пациентом	
국 적 Гражданство		생년월일 Год, месяц и дата рождения	
여권번호 №. заграничного паспорта		여권 만료일 Действителен до	
주 소 Адрес			
전 화 번 호 Домашний телефон		핸드폰 번호 Мобильный телефон	
진 료 과 목1 Лечебное отделение 1		진 료 과 목2 Лечебное отделение 2	
선택의사1 Лечащий врач 1		선택의사2 Лечащий врач 2	
진 단 명 Диагноз			

*성명은 여권에 나오는 대로 영문으로 작성하셔야 합니다.

*Писать имя латинскими буквами в соответствии с написанием в заграничном паспорте.

위와 같이 대한민국 000병원에 진료예약이 완료되었음을 확인 합니다.

*진료예약확인서는 대한민국에서 의료관광활성화를 위해 치료목적의 환자와 동반 배우자, 자녀 또는 직계가족에게 방문편의를 제공하고자 발급되는 확인서 입니다.

* В соответствии с программой развития медицинского туризма в Республике Корея данное подтверждение выдано для облегчения въезда в Республику Корея с целью лечения пациента и сопровождающих его родственников.

200 년 월 일

. 200

※참고사항

1. 환자 또는 그 보호자는 사전에 제출한 진단내용과 틀리거나 추가 진료가 필요하다는 담당 의사의 소견이 있을 경우 진료과목의 변경이나 추가 비용이 발생할 수도 있습니다.
2. 환자 또는 그 보호자가 요청 시 진료과목과 의사는 변경할 수 있습니다.
3. 만일 진료과실에 의한 의료사고 발생시 엄정한 한국의료법에 준하여 보상처리하여 드립니다.

※Дополнительная информация

1. В случае обнаружения неточностей в предварительном диагнозе, предоставленном пациентом госпиталю или заключения лечащего врача о необходимости дополнительного лечения в программе лечения могут возникнуть изменения что в свою очередь может привести к дополнительным расходам со стороны пациента.
2. Пациент и(ли) сопровождающее его лицо имеют право внести изменения в программу лечения или потребовать замены лечащего врача.
3. В случае причинения вреда здоровью пациенту в результате ошибки допущенной медицинским персоналом госпиталя, пациент имеет право на компенсацию ущерба, предусмотренную Законом о медицине Республики Корея.

〈병원로고〉

〈병원연락처〉



◆ 부록5- 진료예약확인서: 아랍어 ◆

외국인 진료예약 확인서 Confirmation of Treatment Reservation Made by International Patient تأكيد حجز العلاج للمرضى الأجانب			
예 약 번 호 Reservation Number رقم الحجز		환 자 성 명 Patient's Name* اسم المريض	
국 적 Nationality الجنسية		생년월일 Year, Month and Date of Birth تاريخ الميلاد: السنة، الشهر، اليوم	
여권번호 Passport Number رقم جواز السفر		여권 만료일 Passport Expiration Date تاريخ انتهاء صلاحية جواز السفر	
보호자 성명 Name of the Accompanying Person* اسم الشخص المرافق		환자와의 관계 Relation to the Patient صلة القربى مع المريض	
국 적 Nationality الجنسية		생년월일 Year, Month and Date of Birth تاريخ الميلاد: السنة، الشهر، اليوم	
여권번호 Passport Number رقم جواز السفر		여권 만료일 Passport Expiration Date تاريخ انتهاء صلاحية الجواز	
주 소 Home Address عنوان الإقامة			
전 화 번 호 Home Telephone Number رقم هاتف المنزل		핸드폰 번호 Mobile Phone Number رقم الهاتف المحمول	
진 료 과 목1 Medical Department 1 القسم الطبي 1		진 료 과 목2 Medical Department 2 القسم الطبي 2	
선택의사 1 Physician in Charge 1 الطبيب المسؤول 1		선택의사 2 Physician in Charge 2 الطبيب المسؤول 2	
진 단 명 Diagnosis التشخيص			

*성명은 여권에 나오는 대로 영문으로 작성하셔야 합니다.

*Names should be written with Latin letters according to the spelling given in passport.

يجب أن يكتب الاسم بالاحرف اللاتينية ، وكما هو مكتوب بجواز السفر

위와 같이 대한민국 000병원에 진료예약이 완료되었음을 확인합니다.

*진료예약확인서는 대한민국에서 의료관광활성화를 위해 치료목적의 환자와 동반배우자, 자녀 또는 직계가족에게 방문편의를 제공하고자 발급되는 확인서 입니다.

This document confirms that 000 Medical Center has received a reservation for treatment details of which are described above.

*In accordance with Korean medical tourism development program this confirmation is issued to facilitate the entry in the Republic of Korea of the patient and accompanying person.

المركز الطبي استلم طلب حجز لتلقي العلاج الموضح في الأعلى 000 هذه الوثيقة تؤكد على أن يتم إصدار هذه الوثيقة لتسهيل دخول المريض وشخص مرافق له إلى كوريا الجنوبية ، وذلك بموجب ما نص عليه برنامج تطوير السياحة الطبية الكوري

200 년 월 일

○○○ 병원장
○○○ Medical Center
○○○ المركز الطبي

※ 참고사항

1. 환자 또는 그 보호자는 사전에 제출한 진단내용과 틀리거나 추가 진료가 필요하다는 담당 의사의 소견이 있을 경우 진료과목의 변경이나 추가 비용이 발생할 수도 있습니다.
2. 환자 또는 그 보호자가 요청 시 진료과목과 의사는 변경할 수 있습니다.
3. 만일 진료과실에 의한 의료사고 발생시 엄정한 한국의료법에 준하여 보상 처리하여 드립니다.

※ Additional Information

1. If in the process of medical treatment physicians in charge find an incorrectness in the preliminary diagnosis provided to the hospital by the patient, or come to a conclusion about the necessity of additional treatment, the program of treatment may be altered. This in turn may lead to additional expenses on the part of the patient.



2. Patient and his/her guardian have a right to request an alteration the treatment program and/or change of the physician in charge.
3. According to the Law on Medicine of the Republic of Korea, in cases when a mistake on the part of medical personnel of the hospital proves to be harmful to the patient' s health, the hospital provides a patient with damage compensation.

معلومات إضافية:

1. إن وجد الأطباء المسؤولون عن المريض في أثناء إجراء العلاج خطأ في التشخيص الأولي الذي قدمه المريض للمستشفى، أو توصلوا إلى استنتاج حول ضرورة إجراء علاج إضافي، فمن الوارد أن يتم تعديل برنامج العلاج تبعاً لذلك. وقد يؤدي ذلك إلى مصاريف إضافية على عاتق المريض.
2. للمريض ومرافقه الحق في طلب تعديل برنامج العلاج ، و/ أو طلب تغيير الطبيب المسؤول .
3. تبعاً لقانون الطب في جمهورية كوريا الجنوبية، في حال حصول خطأ ناتج عن الشخص المسؤول عن العلاج في المستشفى، وتبين أنه ضار بصحة المريض ، فستقدم المستشفى تعويضاً عن الأضرار للمريض.

〈병원로고〉

〈병원연락처〉

◆ 부록6- 입국목적사실확인서: 영어 ◆

입국목적 사실확인서			
국 적 (Nationality)	미국	환 자 성 명 (Name in Full)	0000 0000
여권번호 (Passport No.)	00 0000000	생년월일 (Date of Birth)	0000/00/00
보호자/동행인 (Name of Guardian)			

상기인은 한국의 우수한 의료관광을 목적으로 방문하신 분으로 신체적, 정신적으로 또는 언어소통에 어려움이 계실 수 있는 분입니다. 따라서 원활한 입국심사 및 통관절차를 위해 세심한 배려와 협조를 당부 드리며 입국목적에 대해 다음과 같이 확인합니다.

- 다 음 -

가. 입국예정일(Expected Date of Entry):

나. 예약병원: 000병원(서울 강남구 000)

다. 담당자 연락처: 02) 000- 000, 011 - 000 -000 (홍길동)

*위 확인서는 환자 및 보호자의 입국심사 편의를 위한 것으로, 비자 취득과는 무관합니다.

This certificate is only to help for entry, so this is not concerned with visa.

병원명(직인)



◆ 부록6- 입국목적사실확인서: 러시아어 ◆

입국목적 사실확인서 Подтверждение цели въезда - Для предъявления на паспортном контроле			
국 적 Гражданство	러시아	환 자 성 명 ФИО пациента*	0000 0000
여권번호 № заграничного паспорта	00 0000000	생년월일 Год, месяц и Дата рождения	0000/00/00
보호자/동행인			

상기인은 한국의 우수한 의료관광을 목적으로 방문하신 분으로 신체적, 정신적으로 또는 언어소통에 어려움이 계실 수 있는 분입니다. 따라서 원활한 입국심사 및 통관절차를 위해 세심한 배려와 협조를 당부 드리며 입국목적에 대해 다음과 같이 확인합니다.

- 다 음 -

가. 입국예정일: год, месяц и Дата въезда в Корею

나. 예약병원: 000병원(서울 강남구 000)

다. 담당자 연락처: 02) 000- 000, 011 - 000 -000 (홍길동)

병원명(직인)

◆ 부록6- 입국목적사실확인서: 아랍어 ◆

입국목적 사실확인서			
국 적 (Nationality) (الجنسية)	미국	환 자 성 명 (Name in Full) (الاسم بالكامل)	0000 0000
여권번호 (Passport No.) (رقم جواز السفر)	00 0000000	생년월일 (Date of Birth) (تاريخ الميلاد)	0000/00/00
보호자/동행인 (Name of Guardian) (اسم المرافق أو ولي الأمر)			

상기인은 한국의 우수한 의료관광을 목적으로 방문하신 분으로 신체적, 정신적으로 또는 언어소통에 어려움이 계실 수 있는 분입니다. 따라서 원활한 입국심사 및 통관절차를 위해 세심한 배려와 협조를 당부 드리며 입국목적에 대해 다음과 같이 확인합니다.

- 다 음 -

가. 입국예정일(Expected Date of Entry/ اليوم المتوقع لدخول كوريا):

나. 예약병원: 000병원(서울 강남구 000)

다. 담당자 연락처: 02) 000- 000, 011 - 000 -000 (홍길동)

*위 확인서는 환자 및 보호자의 입국심사 편의를 위한 것으로, 비자 취득과는 무관합니다.

This certificate is only to help for entry, so this is not concerned with visa.

تستخدم هذه الوثيقة للمساعدة على إجراءات الدخول ، ولا تتعلق بإجراءات تأشيرة الدخول .

병원명(직인)



◆ 부록7- 해외 에이전시 상품 패키지 예시(PATTAYA) ◆

Total Knee Replacement

Bangkok Hospital Pattaya 2009

Total Knee Replacement is a surgical procedure in which the damaged parts of the knee joint are replaced with artificial parts.



Surgery by Bangkok Hospital Pattaya Orthopedic Team

Total Knee Replacement

If knee pain has robbed you of some of life's simple pleasures – taking a walk, playing with your (grand)children, working in the garden – don't give up hope. With knee replacement surgery, you can lead an active and satisfying life again.

Improve your overall quality of life. With less pain and greater mobility, you'll be able to perform daily tasks and low-impact activities more easily and lead a more comfortable, more independent life.

Dramatically reduce knee pain. More than 90% of total knee replacement patients experience a dramatic reduction of knee pain.

Improve your range of motion. While your artificial knee won't be as good as your real knee was in its prime, its range of motion should noticeably increase.



Please visit our 3D library to see an animated explanation of this procedure
www.wellnesstravel.com/e-library-ORTHOPEDIC

Complete Surgery Packages, including 2 nights in a hotel, starting at

10,715 USD!

Enquire here for a quotation for a package of your choice, please indicate your preferred time for travel and treatment and the length of your stay.

ENQUIRY@WELNESSTRAVEL.COM



The rooms at Pattaya Hospital are outfitted to the standards of five-star hotels, with an array of suites, single, double, four and even six-bed rooms for patients to choose from.



Total Knee Replacement Bangkok Hospital Pattaya

Bangkok Hospital Pattaya

Founded in 1990 with only 100 beds, 10 years later, a new building for a specialized clinic with 200 beds was built to provide care for a huge number of patients with special and complicated medical needs.

Bangkok Hospital Pattaya, now 400 beds facility, has become the center of specialty health care which provides special diagnostic and curative services. Such as the heart center, which is equipped with special diagnostic instruments to help analyzing heart diseases including: coronary artery angiograms, detecting blocked arteries around the heart and even carrying out coronary bypass surgery without using the artificial heart/lung machine.

We are the first in the Eastern region with these technologies the same as hospitals in Bangkok. Today, we also establish Brain center, Emergency Medical Services Center and

Dermatology and Cosmetic Surgery Center.

Since we have strived for excellence from the start, we recruit more than 90 specialists and have invested in modern high-tech medical equipments to help them make diagnosis and treatment more accurately, such as MRI, 64 Slice CT, PACs system (Pictures Archive Communication System). The hospital is now known as the most highly advanced in the eastern region.

To create a more convenient and comfortable atmosphere for our customers and their relatives, the area of Bangkok Hospital Pattaya has expanded with a new 15 storey building which is added to the original complex. Being a 400 beds facility, we improve all interior and landscape, we also train our staff and recreate the services to pamper our customers like being in a 5 star hotel.


Orthopedic Surgeon

Narintara Boonjongcharoen M.D.

- Thai Board of Orthopedics
- International member, American Academy of Orthopedics Surgeon
- Member, The Royal College of Orthopedic Surgeons of Thailand
- Member, Thai Association for The Study of Pain



"The package prices we will quote you are for a standard, non-complicated procedures. Complications and surgeon discretion may result in extra tests and surcharges levied by the hospital, the payment of which is the responsibility of the client and paid directly to the hospital. Thank you."





Choose from 3 premium Hotels in Pattaya, with special offerings for Wellness Travel Clients

Inclusions*
MARRIOTT RESORT AND SPA
Room upgrade, subject to availability.
Complimentary Breakfast for two
20% discount on food and beverage
Complimentary internet in room
Airport and Hospital transfers included

**MARRIOTT RESORT AND SPA
DELUXE ROOM**
All rooms feature wooden floors, One King or Two twin beds and a private balcony/terrace. All rooms facing the ocean or tropical gardens and pool. Individually controlled air condition, safety box, Satellite TV programming, on-demand movie system. Complimentary coffee & tea making facilities, fully equipped private bar with snacks.

Inclusions*
AMARI ORCHID RESORT
Room upgrade, subject to availability
Complimentary Breakfast for two
20% discount on food and beverage
20% discount on a la carte Spa menu
Complimentary internet in room
Airport and Hospital transfers included



**AMARI ORCHID RESORT
(GARDEN WING)
Superior Room**
Superior Rooms, Offering beautiful garden and pool views, the Superior rooms are stylishly furnished in warm tones with wooden panels and local fabrics. A choice of queen-sized or twin beds is available. These rooms have broadband internet access, satellite TV, easy chairs and tea & coffee-making facilities.



**AMARI ORCHID RESORT
(OCEAN TOWER)
Deluxe room**
Ocean Deluxe rooms are specially designed in a vibrant, modern style with large windows and a small private balcony overlooking Pattaya bay. These rooms feature excellent amenities, including a flatscreen TV, a DVD player, tea & coffee-making facilities, as well as a striking open bathroom with a bathtub, a walk-in shower and a double hand basin.


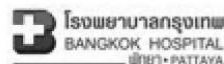


Inclusions* – Some Inclusions are Based on a 7 night stay and may not be available when booking less than 7 nights

Book your treatment today, let our medical and hospitality partners take care of you, go home feeling and looking like a new person!

The Wellness Travel Company, providing Medical and Life Style Solutions at the best possible price, guaranteed!

PLEASE SEND US YOUR ENQUIRY BY SIMPLY GOING TO THE LINK BELOW
ENQUIRY@WELLNESSTRAVEL.COM



INCLUDED

TREATMENT INCLUSIONS

- Pre-Operative consultation with Surgeon
- Surgeon's Fees
- Anesthesiologists Fees
- Anesthesia : Pre-Anesthetic Drugs, Anesthesia, Medical Gas (Oxygen, Nitrous Oxide)
- Operating Room Charges ; OR Room Use, Recovery Room, Scrub & Circulate Nurse
- Accommodation for 4 nights in the surgical floor including: Room, Nursing Service Charges, Service
- Charges, Regular menu food charges



- Private single (1) bed with meals
- Standard Implant
- GST/VAT & all taxes

Dear Wellness Traveler, here we provide you with the information you need for a balanced decision, Providing you with all inclusions on your treatment.

Meaning there are no 'surprises' when leaving the hospital.

We at The Wellness Travel Company stand behind our product, that means NO MARK-UP's or hidden fees!

Most importantly, We are here, on the ground, Not 1000 miles away and at your service 24/7!

Friendly, but essential advice: Be very careful if attempting to plan your own international medical travel program.

There are many issues that are not apparent to the first time medical tourist. One small oversight can be the difference between a successful and unsuccessful surgery and experience abroad.

Let us assist you in making all the right choices. By working with a full service medical tourism company that offers a guarantee, you will greatly reduce the possibility of something going wrong. We take the process of Medical Travel very seriously.

After all, It is your health we are talking about!


The Wellness Travel Company has your best interest at heart, we do not represent the hospitals, we represent you!

NOT INCLUDED

- Take home medications and supplies
- Laboratory Testing necessary for the procedure if required by surgeon as CBC, PT & PTT, Urinalysis, Anti HIV
- Radiology Studies : Chest X-ray, if required
- Other charges not related to the procedures
- Charges for other procedure or other plastic surgery
- Charges for OPD incurred prior to the surgery

- Charges for inpatient stays in excess of 4 nights. Additional charges for these days including room and other charges will be added to the package price at normal hospital room rates
- Charges for intensive care, if necessary
- Items of a personal nature such as in-room drinks, telephone charges and guest meals will be charged at the normal rates in effect
- Post operative consultations/follow up appointment

**PLEASE SEND US YOUR ENQUIRY BY SIMPLY GOING TO THE LINK BELOW
ENQUIRY@WELLNESSTRAVEL.COM**





◆ 부록7- 해외 에이전시 상품 패키지 예시(SAMITIVEJ) ◆

Total Knee Replacement

Samitivej Hospital Bangkok 2009

Total Knee Replacement is a surgical procedure in which the damaged parts of the knee joint are replaced with artificial parts.



Surgery by Samitivej Hospital Bangkok Orthopedic Team

Total Knee Replacement

If knee pain has robbed you of some of life's simple pleasures – taking a walk, playing with your (grand)children, working in the garden – don't give up hope. With knee replacement surgery, you can lead an active and satisfying life again.

Improve your overall quality of life. With less pain and greater mobility, you'll be able to perform daily tasks and low-impact activities more easily and lead a more comfortable, more independent life.

Dramatically reduce knee pain. More than 90% of total knee replacement patients experience a dramatic reduction of knee pain.

Improve your range of motion. While your artificial knee won't be as good as your real knee was in its prime, its range of motion should noticeably increase.



Please visit our 3D library to see an animated explanation of this procedure www.wellnesstravel.com/e-library-orthopedic

Complete Surgery Packages, including 2 nights in a hotel, starting at
12,156 USD!

Enquire here for a quotation for a package of your choice, please indicate your preferred time for travel and treatment and the length of your stay.

ENQUIRY@WELLESSTRAVEL.COM



Samitivej Hospital Bangkok

In the center of Bangkok, Samitivej Hospital is without a doubt one of the key players in healthcare field in Thailand. We think one of the best Thailand has got to offer!



International Hospital in Bangkok celebrating her 30th anniversary!

Samitivej Hospital
(JCI accredited)

Welcome, Samitivej hospitals are a group of international class hospitals located in Bangkok, Thailand. We provide quality tertiary care, from cosmetic surgery to major operations such as open heart surgery and organ transplantations.

Samitivej is an international standards and policies hospital dedicated to the care and treatment of their patients. Our medical staff and teams of professionals are Thai certified with many of them experienced in working overseas.

Many have additional degrees from Internationally renowned institutions. Our doctors speak several languages and most of

the professional staffs speak English and Thai. Samitivej's International service staffs work closely with International patients, assisting them in their own language including English, Japanese, German, Chinese and French.

Samitivej Sukhumvit has a comprehensive range of facilities and service from cosmetic to tertiary care. With 270 beds, 87 examination suites and over 1,200 caregivers, the hospital has long been recognized as a comprehensive facility of choice for locals, expatriates and tourists.

You are more than welcome to take our Bangkok Branch's hospital tours to see the environment inside our facilities.

Samitivej Orthopedic Surgeon

Wichian Jiraboonsri, M.D.

- Specialty: ORTHOPEDIST
- Sub Specialty: ORTHOPEDIST
- Education: Diplomate Thai Board of Orthopaedic Surgery
- Fellowship of Spine and Arthroplasty
- Felix Platter Spital, Basel, Switzerland
- Certificate of AO Fellowship, Switzerland.



"The package price we will quote you are for a standard, non-complicated procedure. Complications and surgeon discretion may result in extra tests and surcharges levied by the hospital, the payment of which is the responsibility of the client and paid directly to the hospital. Thank you."





Choose from 4 premium Hotels in bangkok with very special offerings for Wellness Travel Clients



DREAM HOTEL

Classic Room

Asia's new fashion hotel shot in the arm... a true 'Haute Couture' 5-star experience situated in the heart of Sukhumvit road: Bangkok's pulse for fashion, entertainment, restaurants, shopping centres and businesses.

Inclusions* @ Dream hotel

Room upgrade, subject to availability
Complimentary breakfast for two
Complimentary internet access
20% discount on Food and Beverage
20% discount on a la carte Spa menu
Airport and Hospital transfers included



IMPERIAL QUEENS PARK HOTEL

Deluxe Room

A 37 storey hotel comprising of two towers and over 1,250 well-appointed guest rooms. Highlighted by its central locality on famous Sukhumvit Road

Inclusions*

IMPERIAL QUEENS PARK HOTEL
Room upgrade, subject to availability,
Complimentary Breakfast for two,
20% discount on Food and Beverage (except mini bar and room service),
20% discount on a la carte Spa menu
Free internet access
Airport and Hospital transfers included



SHERATON GRANDE HOTEL

Deluxe Room

The Sheraton Grande Sukhumvit provides an enriching guest experience and the opportunity to begin a personal journey of discovery in Bangkok.

Inclusions*

SHERATON GRANDE HOTEL
Room upgrade, subject to availability,
Complimentary Breakfast for two,
20% discount on Food and Beverage (except mini bar and room service),
20% discount on a la carte Spa menu
Airport and Hospital transfers included



SOMERSET SERVICED APARTMENTS

Serviced apartments, 1, 2 and 3 bedrooms apartments available, perfect for families or longer stays in Bangkok.


Inclusions*

SOMERSET
Breakfast for two
Laundry facilities
Use of residence lounge and facilities
Airport and Hospital transfers included

Inclusions* - Some Inclusions are Based on a 7 night stay and may not be available when booking less than 7 nights
Book your treatment today, let our medical and hospitality partners take care of you, go home feeling and looking like a new person!

The Wellness Travel Company, providing Medical and Life Style Solutions at the best possible price, guaranteed!

PLEASE SEND US YOUR ENQUIRY BY SIMPLY GOING TO THE LINK BELOW
ENQUIRY@WELLNESSTRAVEL.COM



INCLUDED

TREATMENT INCLUSIONS

- Pre-Operative consultation with Surgeon
- Surgeon's Fees
- Anesthesiologists Fees
- Anesthesia : Pre-Anesthetic Drugs, Anesthesia, Medical Gas (Oxygen, Nitrous Oxide)
- Operating Room Charges : OR Room Use, Recovery Room, Scrub & Circulate Nurse
- Accommodation for 1 night in ICU and 6 nights Standard Superior room in the surgical floor including: Room, Nursing Service Charges, Service Charges, Regular menu food charges
- Private single (1) bed with meals
- Laboratory Testing necessary for the procedure if required by surgeon as CBC, PT & PTT, Urinalysis, Anti



- HIV •Radiology Studies : Chest X-ray, if required
- Standard Implant
- GST/VAT & all taxes

Dear Wellness Traveler, here we provide you with the information you need for a balanced decision, Providing you with all inclusions on your treatment.

Meaning there are no 'surprises' when leaving the hospital.

We at The Wellness Travel Company stand behind our product, that means NO MARK-UP's or hidden fees!

Most importantly, We are here, on the ground, Not 1000 miles away and at your service 24/7!

Friendly, but essential advice: Be very careful if attempting to plan your own international medical travel program. There are many issues that are not apparent to the first time medical tourist. One small oversight can be the difference between a successful and unsuccessful surgery and experience abroad.

Let us assist you in making all the right choices. By working with a full service medical tourism company that offers a guarantee, you will greatly reduce the possibility of something going wrong.

We take the process of Medical Travel very seriously.

After all, It is your health we are talking about!

The Wellness Travel Company has your best interest at heart, we do not represent the hospitals, we represent you!


NOT INCLUDED

- Take home medications and supplies
- Post operative consultations / follow up appointment
- Other charges not related to the procedures
- Charges for other procedure or other plastic surgery
- Charges for OPD incurred prior to the surgery
- Charges for inpatient stays in excess of 1

night in ICU and 6 nights Standard Superior room. Additional charges for these days including room and other charges will be added to the package price at normal hospital rates

- Charges for intensive care
- Items of a personal nature such as in-room drinks, telephone charges and guest meals will be charged at the normal rates in effect

**PLEASE SEND US YOUR ENQUIRY BY SIMPLY GOING TO THE LINK BELOW
ENQUIRY@WELLNESSTRAVEL.COM**





◆ 부록7- 해외 에이전시 상품 패키지 예시(Yanhee) ◆

Total Knee Replacement

Yanhee Hospital Bangkok 2009

Total Knee Replacement is a surgical procedure in which the damaged parts of the knee joint are replaced with artificial parts.



Surgery by Yanhee Hospital Bangkok Orthopedic Team

Total Knee Replacement

If knee pain has robbed you of some of life's simple pleasures – taking a walk, playing with your (grand)children, working in the garden – don't give up hope. With knee replacement surgery, you can lead an active and satisfying life again.

Improve your overall quality of life. With less pain and greater mobility, you'll be able to perform daily tasks and low-impact activities more easily and lead a more comfortable, more independent life.

Dramatically reduce knee pain More than 90% of total knee replacement patients experience a dramatic reduction of knee pain.

Improve your range of motion. While your artificial knee won't be as good as your real knee was in its prime, its range of motion should noticeably increase.



Please visit our 3D library to see an animated explanation of this procedure www.wellnesstravel.com/e-library-ORTHOPEDIC

**Complete Surgery Packages, including 2 nights in a hotel, starting at
5,932 USD!**

Enquire here for a quotation for a package of your choice, please indicate your preferred time for travel and treatment and the length of your stay.

ENQUIRY@WELNESSTRAVEL.COM



Yanhee Hospital Bangkok 2009

A short journey from Bangkok, Yanhee Hospital is without a doubt one of the key players in the Cosmetic Surgery field in Thailand.

YANHEE HOSPITAL



For all Wellness Travel Patients: a Free Dental Check Up and or Free consultation with a Cosmetic Surgeon, in cooperation with Yanhee Hospital!

Yanhee Hospital

Yanhee, as a general hospital, is dedicated towards obtaining high medical standards of quality in primary, secondary, and tertiary stages including alternative medicine which is accepted by the general doctors in order to serve the general patients and managed care patients.

Yanhee is committed to provide the highest quality in cosmetic treatments and procedures by specialists for both local and international clients using the most modern facilities with state of the art technology.

Yanhee International Hospital aims to fully implement the national standards of quality by 2009. Furthermore, it aims to be the number one cosmetic facility and healthcare provider in Asia by 2010.

Nobody is born perfect, but with the advancement of technology, body imperfections may now be corrected to achieve aesthetic beauty. In the skillful hands and expertise of our cosmetic surgeons, coupled with state-of-the-art medical equipment and technology, plastic surgery at Yanhee International Hospital is safely done at fairly reasonable cost.

This fact can be attested to by our large clientele not only of local but also of international patients who travel half the globe to receive cosmetic enhancement at Yanhee International Hospital.

Our 13 full-time cosmetic surgeons first will offer an in-depth, honest, professional evaluation of each patient, as no procedure is the same for all. Then our patients are guided to define their expectations for surgery they want to undergo.



Dr. Jirakit Thungthong

Orthopedic Surgeon

- SPECIALTY TRAINING
 - General Surgery, Chulalongkorn Hospital, Thailand, 2002
 - Orthopedic Surgery, Chulalongkorn Hospital, Thailand, 2003
- MEMBERSHIP, SPECIALTY BOARDS & FELLOWSHIP
 - Board of Orthopedic Surgery, Thailand

"The package prices we will quote you are for a standard, non-complicated procedures. Complications and surgeon discretion may result in extra tests and surcharges levied by the hospital, the payment of which is the responsibility of the client and paid directly to the hospital. Thank you."





Choose from 4 premium Hotels in bangkok with very special offerings for Wellness Travel Clients



DREAM HOTEL

Classic Room

Asia's new fashion hotel shot in the arm...a true 'Haute Couture' 5-star experience situated in the heart of Sukhumvit road: Bangkok's pulse for fashion, entertainment, restaurants, shopping centres and businesses.

Inclusions* @ Dream hotel

Room upgrade, subject to availability
Complimentary breakfast for two
Complimentary internet access
20% discount on Food and Beverage
20% discount on a la carte Spa menu
Airport and Hospital transfers included




IMPERIAL QUEENS PARK HOTEL

Deluxe Room

A 37 storey hotel comprising of two towers and over 1,250 well-appointed guest rooms. Highlighted by its central locality on famous Sukhumvit Road

Inclusions*

IMPERIAL QUEENS PARK HOTEL
Room upgrade, subject to availability,
Complimentary Breakfast for two,
20% discount on Food and Beverage (except mini bar and room service),
20% discount on a la carte Spa menu
Free internet access
Airport and Hospital transfers included




SHERATON GRANDE HOTEL

Deluxe Room

The Sheraton Grande Sukhumvit provides an enriching guest experience and the opportunity to begin a personal journey of discovery in Bangkok.

Inclusions*

SHERATON GRANDE HOTEL
Room upgrade, subject to availability,
Complimentary Breakfast for two,
20% discount on Food and Beverage (except mini bar and room service),
20% discount on a la carte Spa menu
Airport and Hospital transfers included



SOMERSET SERVICED APARTMENTS

Serviced apartments, 1, 2 and 3 bedrooms apartments available, perfect for families or longer stays in Bangkok.

Inclusions*

SOMERSET
Breakfast for two
Laundry facilities
Use of residence lounge and facilities
Airport and Hospital transfers included

Inclusions* - Some Inclusions are Based on a 7 night stay and may not be available when booking less than 7 nights

Book your treatment today, let our medical and hospitality partners take care of you, go home feeling and looking like a new person!

The Wellness Travel Company, providing Medical and Life Style Solutions at the best possible price, guaranteed!

**PLEASE SEND US YOUR ENQUIRY BY SIMPLY GOING TO THE LINK BELOW
ENQUIRY@WELLNESSTRAVEL.COM**



INCLUDED

TREATMENT INCLUSIONS

- Pre-Operative consultation with Surgeon
- Surgeon's Fees
- Anesthesiologists Fees
- Anesthesia: Pre-Anesthetic Drugs, Anesthesia, Medical Gas (Oxygen, Nitrous Oxide)
- Operating Room Charges ; OR Room Use, Recovery Room, Scrub & Circulate Nurse
- Accommodation for 7 nights in the surgical floor including: Room, Nursing Service Charges, Service Charges, Regular menu food charges
- Private single (1) bed with meals
- Post operative consultations/follow up appointment: THB 30.00 is charged for service fee.
- Standard Implant
- Radiology Studies : Chest X-ray, if required
- EKG if required
- Laboratory Tests as required by the surgeon as CBC, PT & PTT,



- Urinalysis, HIV test, Blood Sugar determination
- Take home medications
- GST/VAT & all taxes

Dear Wellness Traveler, here we provide you with the information you need for a balanced decision. Providing you with all inclusions on your treatment.

Meaning there are no 'surprises' when leaving the hospital.

We at The Wellness Travel Company stand behind our product. that means NO MARK-UP's or hidden fees!

Most importantly, We are here, on the ground, Not 1000 miles away and at your service 24/7!

Friendly, but essential advice: Be very careful if attempting to plan your own international medical travel program.

There are many issues that are not apparent to the first time medical tourist. One small oversight can be the difference between a successful and unsuccessful surgery and experience abroad.

Let us assist you in making all the right choices. By working with a full service medical tourism company that offers a guarantee, you will greatly reduce the possibility of something going wrong. We take the process of Medical Travel very seriously. After all, It is your health we are talking about!

The Wellness Travel Company has your best interest at heart. We do not represent the hospitals, we represent you!

NOT INCLUDED

- Charges not related to the procedures
- Charges for other procedure or other plastic surgery
- Charges for OPD incurred prior to the surgery
- Charges for inpatient stays in excess of 7 nights. Additional charges for these days including room and other charges will be added to the package price at US\$ 135
- Additional charges for these days including room and other charges will be

added to the package price at a normal hospital rates

- Charges for intensive care, if necessary
- Consultation with another specialist, i.e. Internist, Diabetologist, Pulmonologist before or during the course of treatment and/or surgery
- Items of a personal nature such as in-room drinks, telephone charges and guest meals will be charged at the normal rates in effect.




2.2 고관절 치환술(Total Hip Replacement Surgery)

Surgery Title	Total Hip Replacement Surgery
Cost (All taxes included)	<p>▶ \$ 13,500 USD (15,000,000 Korean won)</p> <p>15 days inpatient care. Package includes Custom Prosthesis, Physical Therapy, Dietary Consultation, Walking Aids, Auxiliary Oriental Medical Treatment, and Translation Services.</p>
Package includes	<p>Our fully inclusive packages includes the following services</p> <p>▶ Airport Greeting and Transportation to Medical Center</p> <p>▶ 14 night hospital stay including all patient meals</p> <p>Private in-house accommodations for patient plus one guest. Patient room is equipped with 23"-33" flat screen LCD TV with free cable, Digital Multi Player, computer with internet (multilingual keyboards available), private bathroom with shower, fridge, hair dryer, electric kettle. Complimentary tea and coffee, toiletries, fresh towels, sheets and video game player are available on request.</p> <p>▶ Doctor team fees, hospital costs, medications and supplies</p> <p>▶ Nursing assistance throughout stay</p> <p>▶ Pre-operative exams : X-Ray (Hip & Chest), Urinalysis, EKG, Bone Mineral Density test, Blood test (Hepatitis B/C, AIDs, HIV, VDRL, Total Blood Cell Count, BST,ESR, CRP, electrolytes)</p> <p>▶ Surgery costs (including Computer Navigation Technique if required)</p> <p>▶ Custom Prosthesis:</p> <p>Prosthesis types</p> <ul style="list-style-type: none"> -Ceramic / Metal -Cemented / Cementless -Western / Asian body type <p>Manufacturers</p> <ul style="list-style-type: none"> -Stryker -DePuy -Zimmer -Biomet -Johnson & Johnson -Smith & Nephew etc.

	<p>▶ Regular post-discharge medication(usually antibiotics and pain medication)</p> <p>▶ Post-operation doctor's outpatient appointments (2 visits)</p> <p>▶ Comprehensive medical report before discharge.</p> <p>▶ Currency exchange</p> <p>▶ We accept International Credit Cards (Master, Visa, BC, please check with the hospital about the credit card you plan to use)</p> <p>Additional services</p> <p>▶ 14 rehabilitation sessions with a professional physical therapist during your stay:</p> <p>From 3 days after your surgery, you will start exercising knee and its adjoining muscles at our rehabilitation center enabling you to walk with a walker or crutches by the time of your discharge.</p> <p>Rehabilitation consists of</p> <ul style="list-style-type: none"> • Range of Motion exercises • Gentle bending and straightening of the hip • Exercises for strength and flexibility • Develop upper thigh muscle • Assisted short walk using crutches or a walker • Continuous Passive Motion (CPM) machine sessions • Water rehabilitation or alternative personalized physical therapies <p>Physical therapy will be conducted once or twice a day</p> <p>▶ Walking aids</p> <p>▶ Mini photo album of before, during and after surgery pictures along with pictures taken with nurses and friends in the ward.</p> <p>▶ 2 Oriental Medicine sessions(cupping / acupuncture / moxibustion)</p> <p>▶ Visa and travel document assistance</p> <p>▶ Document assistance for insurance reimbursement</p> <p>▶ Translation services</p> <p>▶ A phone with a screen attached to contact our coordinator 24 hours a day</p> <p>▶ International clients can make cheap international calls</p> <p>▶ Seasonal gift (Travel suitcase belt, Knee blanket etc.)</p>
Available at extra charge	<p>-Additional nights at the hospital</p> <p>-Hotel / condominium accommodations</p> <p>-Plane ticketing</p>



	<ul style="list-style-type: none"> -MRI / 64ch-CT screening (usually an X-ray is sufficient for diagnosing the status of hip arthritis) -Bilateral hip replacement surgery -Personal items and services: massage, telephone calls, snacks, postage -Extraneous treatments of underlying diseases or complications such as infection, Deep Vein Thrombosis, Pulmonary Embolism etc. -Medical treatment unrelated to the main procedure -Oriental Medicine (herbal extracts or powders) -Meals and Medical treatment for companion -Postal Service (Luggage, Medicine, Parcels) -Caretaker (If you need help moving around for the first few days after your surgery, you may opt to hire a full time caretaker for 50,000 won~100,000 won a day, who speaks the language of choice.) -You will be notified of any additional costs arise
Reason for Surgery	<p>Relief from pain is the greatest benefit and the major reason for hip replacement surgery.</p> <p>Reasons for replacing all or part of the hip joint include:</p> <ul style="list-style-type: none"> -severe pain from arthritis or injury in the hip that limits an individual's ability to do the things they want to do, -fractures in the neck of the femur, -hip joint tumors. <p>If this is the case, we recommend Cheongshim's hip Joint Replacement.</p>
Advantages	<p>The most important advantage of surgery is the effective and long lasting relief from joint pain.</p> <p>You may expect 12-15 years of service from your artificial hip.</p>
Surgery description	<p>Total Hip Replacement (Hip Arthroplasty) is a long-established procedure for the treatment of Hip Arthritis. In Total Hip Replacement, the damaged and worn parts of the hip joint- the hip socket (acetabulum) and the ball (femoral head) are removed and replaced with smooth, artificial implants called prostheses, which help make the hip strong, stable, and flexible again.</p> <p>Hip resurfacing is a good choice for younger people needing a hip replacement. Much of the bone is left and only the top of the femoral head is resurfaced. When the resurfaced area</p> 

becomes worn out later on in life, a total knee replacement can be done at that time.

In the operating theatre, you will first be turned onto your 'good' side (onto the side that does not need surgery) and supports will be placed in front and back to maintain this position during the surgery. The leg to be operated upon will be cleaned with antiseptic and sterile drapes placed around your hip. The surgery is then carried out by the surgeon and one or two assistants. A scrub nurse who handles all the required instruments for the operation is also an essential member of the team. In addition, a circulating nurse is present in theatre to help.

Surgery Details

► Incision

A cut about 6-8 inches long is made through the skin on the outer aspect of the hip and upper thigh.

► Soft tissue

The fat, muscles and deeper tissues are then carefully separated moving them forwards and backwards to expose the bones of the hip.

► Bone work

The hip joint is then dislocated, i.e., the ball of the thigh bone is slipped out from the socket of the pelvis. The natural ball end of the bone is removed. The socket is then prepared for inserting the artificial socket by removing a thin layer of bone. The artificial socket is then implanted in one of two ways. Either your specialist will use bone cement to fix a special plastic socket into the bone of the pelvis or use a metal socket without cement. In the latter case, the socket is held in place by jamming a slightly oversized component into the bone with additional screws if necessary. A plastic liner is then inserted into the metal shell. In both these instances, the bearing surface of the socket is of plastic.


The next step in the operation is to replace the natural worn out ball also called the femoral head, with an artificial one. The femoral head is removed by cutting through with a saw and then the upper end of the thigh bone is shaped to conform to the stem of the artificial ball. A trial implant is then temporarily placed in the femur bone and the function of the hip checked. If all is satisfactory, an exact replica of the trial implant for permanent fixation is then inserted into the thigh bone. Usually bone cement is used to anchor the artificial ball into the thigh but sometimes it may be necessary to use



	<p>an implant that can be inserted without cement. Once this is completed, the ball is replaced into the socket and that completes the bone work.</p> <p>► Finishing</p> <p>The soft tissue coverings of the hip joint are then stitched layer by layer. Usually two plastic tubes are placed into the hip joint and brought out through the skin and connected to plastic drainage bottles. Bulky dressings are applied to the wound after which the patient is woken up and transferred to the bed and taken to the Recovery area. Once awake, the patient is taken to the ward.</p> <p>The operation takes about 2 hours to perform. When it is finished, a bulky dressing is applied to the wound and a foam wedge (abduction pillow) placed between your legs. The wedge reduces the risk of dislocation (slippage of the ball out of the socket in the hip joint) of the hip. You will then be taken to your room.</p> <p>► Rehabilitation</p> <p>You will stay in your room for the first couple of days and slowly start to bend your knees again and sit up. During this time it is important that you have a companion together with you to help you move around. When you can sit in a wheel chair, usually the third day after the surgery, you will go the rehabilitation center for physical therapy with professional therapists who will help you slowly improve your range of motion and help you walk again. In 2 weeks time you will most likely be able to walk with walking aids and be able to board your plane back home. Never the less we advise that you stay in or near the hospital for at least 3 weeks.</p>
Complications	<p>There are possible risks and complications associated with anesthesia, including respiratory or cardiac malfunction.</p> <p>Other complications include the possibility of:</p> <ul style="list-style-type: none">-Infection requiring antibiotics and in some cases hospitalization-Infection occurring around the joint years after the surgery-Blood clots in the legs (deep vein thrombosis), which can dislodge and move to the lungs (pulmonary embolism)-Injury to nerves or blood vessels-Loosening or dislocation of the prosthetic devices-Joint stiffness-Retention of urine and bladder infection <p>Risks can be reduced by following the surgeon's instructions before and after surgery.</p>

Easy steps	<p>Schedule your surgery at a time that is convenient for you. To initiate the process, please contact our coordinator fill in the questionnaire below. We will then communicate directly with you by phone or e-mail, in order to obtain more detailed information and initiate the contact between yourself and your surgeon. The surgeon will need to see current x-rays before making a decision regarding your surgery and we will gladly help in facilitating this.</p> <p>Before any final decisions are made, you will have had ample opportunity to discuss your options with the surgeon. The surgeon will also discuss the risks of surgery with you. A well-documented risk of hip replacement surgery is the development of a DVT (blood clot in the calf). This risk can be further increased after any long-haul air travel. For these reasons, the surgeon will require you to arrive in South Korea at least 3 days prior to your surgery. You will also receive daily drug treatment post-operatively to prevent the development of a DVT.</p> <p>Please attain traveler' s insurance for yourself and people accompanying you before you enter Korea. Travelers insurance will cover all injuries and illnesses acquired after setting foot in Korea (e.g. common cold, traffic accident, etc.)</p> <ol style="list-style-type: none"> 1. Contact Cheongshim' s coordinator by email : yoshikocarp@yahoo.com Include : Name, Date of Birth, Height, Weight, Time frame you would like to schedule your surgery Copies of X-rays of hips, Fill out questionnaire about medical symptoms 2. Coordinator will communicate information to doctor 3. Schedule appointment 4. We will send documents for visa and travel assistance 5. Communicate with coordinator about your flight schedule and we will be able to greet you at the airport 6. Apply for traveler' s insurance before entering Korea. 7. Initial consultation with doctor 8. Admission to hospital (we will guide you to your room and give you a detailed explanation about the hospital facilities and your surgery and physical therapy schedule) 9. Surgery 10. Physical Therapy 11. Discharge after 2 weeks (unless a longer stay is requested or required)
------------	--



	<p>12. Commute to hospital for daily physical therapy</p> <p>13. Depart back to home country (we will assist you to the airport)</p>
Doctor' s Information	<p>Among the 700,000 high school graduates each year, only the top 1% are qualified to enter Medical School. Doctors in Korea must study at a Medical University for 6 years, including a 4 year Medical Graduate school course, one year of internship and 4 years of residency. After these 11 years, the doctor must pass a difficult national exam to be qualified as a specialist. The average monthly salary of a doctor in Korea is \$15,000 USD. Therefore, doctors that have attained a degree above specialist in Korea can be considered to have attained a first-rate global standard of proficiency.</p> <p>Dr. Woo Seok Chang (Orthopedic Specialist) Orthopedic Specialist at Kangnam Sacred Heart Hospital Member of the Korean Orthopaedic Association Orthopedic Specialist at Cheongshim International Medical Center</p> <ul style="list-style-type: none"> - Spinal surgeries, hip and knee replacement, - Shoulder, knee, wrist and ankle arthroscopy - Microsurgery - Treatment for osteoporosis and arthritis <p>Dr. Chang has performed over 100 successful hip surgeries</p>
Hospital Information	<p>► 256 beds</p> <p>The Cheongshim International Medical Center is located in the beautiful mountainous countryside of South Korea. 90% of the hospital rooms look over the breathtaking Cheong Pyeong reservoir.</p> <p>You will find this peaceful hospital just 20 minutes away from the busy city of Seoul.</p> <div style="display: flex; align-items: flex-start;">  <div style="margin-left: 10px;"> <p>Patients come from near and far to receive treatment from outstanding physicians, including total health screening and rehabilitation therapy within our first rate facilities. The collaboration of Eastern and Western Medicine, has been shown to hasten recovery time by up to 30%.</p> <p>Cheongshim leads the Korean medical tourism industry as the host of the largest number of international patients in South Korea since 2003. We employ 65 foreign employees to enhance the delivery of various</p> </div> </div>

	<p>international services.</p> <p>▶ Medical Departments Internal Medicine / ENT / Family Medicine / Neurology / Psychiatry / General Surgery / Orthopedic Surgery / Obstetrics and Gynecology / Rehabilitation Center / Center of Total Health Screening / Oriental Medicine Department / Dental Department</p> <p>▶ Medical Equipment MRI / 64 slice CT, PACs system (Picture Archive Communication System) / Endoscopy</p> <p>▶ Convenience Facilities Bank / ATM / Convenience store / Coffee Shop / Beauty & Massage Clinic / Karaoke Rooms / Parking Lot / Computers with Internet / Public Telephones / Coin Laundry Room / Table Tennis / Television / Boat Tour / Miniature Golf</p>
Nearby Facilities	<div>  <p>▶ Silver Town www.csvillage.com -\$50 per night -Meals 5,000 won per meal -10 minutes from hospital by car or bus There is a shuttle bus that goes to the hospital</p> </div> <div>  <p>▶ Cheongshim International Youth Training Center</p> </div> <p>▶ Car rental service Cheongpyeong Sejong Rentacar 031-585-8824 Kwangmyeong Rentacar 031-585-8384</p> <p>▶ Entertainment (within 30 minute distance) Boat Tour to Nami Island / Boat Rides / Yumyeongsan Park / Morning Calm Park / Billiard / Spa and Sauna / Homyeong Lake (mountaintop lake) / Fishing / Golf / Skiing Resort / Swimming Pool Park / Indoor Basketball / Golf / Hotspring Sauna / Temple / Observatory Restaurants – Duck, Beef, Pork, Chicken Korean Barbecue</p>



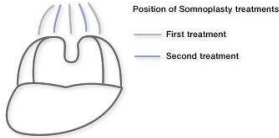

	<p>Nengmyeon (Cold noodles), Kalgooksoo (warm noodles) , Tokbokki (ricecakes in spicy sauce) , Steakhouse, Pizza and Spaghetti, Chinese food</p> <p>Seoul is only 30 minutes away. You may find all the shopping destinations you want there.</p> <p>Korean Transportation is relatively cheap. The basic fee for a taxi starts at \$2. And busses and subway fares also cost \$1~\$2 dollars. Express bus fees cost around \$4~\$10.</p>
Package comparison	<p>-MEDTRAVEL Ecuador 13,330 USD 8 nights in hospital, post surgery follow up 10 days.</p> <p>-Stenumspine hospital 22,000 USD 22 days (=1 preop + 7 postop + 14 rehab) Optional; 14 day expert post-op Rehabilitation and Physical Therapy Program, \$4,000. http://www.stenumspine.com/hip/hipReplacement.asp</p> <p>-Thailand: mediseekers.com \$ 13,000 ~ 14,000USD 5 nights in hospital, http://www.mediseekers.com/hip-surgery</p> <p>-Thailand: Bumrungrad Hospital \$ 10,000 ~ 12,860 USD 7 nights in hospital, prosthesis cost http://www.bumrungrad.com/hip-surgery</p> <p>-Thailand: Bangkok Hospital \$ 10,000 USD 5 nights in hospital, Rehabilitation & physical therapy during admission http://www.globalhealthtours.com/hip-replacement-package-bangkok.htm</p> <p>-Thailand: Samitivej hospital Start at \$ 8,502 USD 7 nights in hospital, Rehabilitation & physical therapy during admission</p> <p>-Singapore \$17,000 ~ \$23,000</p> <p>-Japan \$11,000 ~ \$30,000</p>
Coordinator Contact Information	<p>Jane Nishi Trilingual : English, Japanese, Korean Email : yoshikocarp@yahoo.com Tel : 82-31-589-4491 International Liaison Team Cheongshim International Medical Center Gyeonggi-do Gapyeong-gun Seorak-myeon Songsang-ri 460</p>

2.3 코골이 수술(Snoring Correction)

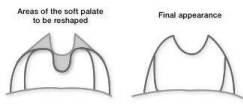
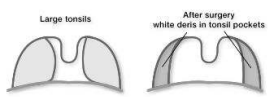
Surgery Title	Snoring Correction
Cost	\$1,000 ~ 3,000 USD (Korean won)
Days in Hospital	3 nights in private room
Package contents (services)	<p>Our fully inclusive packages includes the following services</p> <ul style="list-style-type: none"> ▶ Airport Greeting and Transportation to Medical Center ▶ 3 night hospital stay including all patient meals (meals for companion extra charge) <p>Private in-house accommodations for patient plus one guest. Patient room is equipped with 23"-33" flat screen LCD TV with free cable, Digital Multi Player, computer with internet (multilingual keyboards available), private bathroom with shower, fridge, hair dryer, electric kettle. Complimentary tea and coffee, toiletries, fresh towels, sheets and video game player are available on request.</p> <ul style="list-style-type: none"> ▶ Doctor team fees, nurse fees, hospital costs, medications and supplies ▶ Pre-operative exams (X-ray (face), urine analysis, blood tests(Hepatitis B/C, AIDs, HIV, VDRL, Total Blood Cell Count, BST, ESR, CRP, electrolytes), EKG, sleep test and an evaluation by an internist) ▶ Regular post-discharge medication (usually antibiotics and pain medication) ▶ 2 Oriental Medicine treatment sessions (consultation, acupuncture cupping) ▶ Post-operation doctor's consultation - wound dressing / remove stitches ▶ A comprehensive written medical report before discharge. ▶ Visa and travel document assistance ▶ Document assistance for insurance reimbursement ▶ Translation services ▶ A phone with a screen attached to contact our coordinator 24 hours a day ▶ International clients can make cheap international calls ▶ Seasonal gift (Travel suitcase belt, Knee blanket etc.) ▶ Currency exchange



	<p>▶ We accept International credit cards (Master, Visa, BC, American Express, etc. Please notify the hospital the type of credit card you wish to use)</p>
Additional fees	<p>-Additional nights at the hospital or hotel -Items of a personal nature e.g. massage, telephone calls, snacks, sending mail -Treatment of underlying diseases or complications such as infection -Medical treatment unrelated to the main procedure -Meals and Medical treatment for companion -You will be informed if additional costs arise</p>
Reason for Surgery	<p>Snoring may seem like a trivial problem but it can have a serious impact on your life. By interrupting the sleeping patterns of the snorer and the people around them, it can result in tiredness, stress and relationship problems. It can even be a safety risk, as tiredness can result in a lack of care and attention while performing everyday tasks, such as driving. Snoring can also be the sign of deeper medical problems, such as sleep apnea, which must be addressed with urgency. Cheongshim IMC can help you discover the cause of your snoring and how to improve your condition.</p>
Doctor' s Information	<p>Among the 700,000 high school graduates each year, only the top 1% are qualified to enter Medical School. Doctors in Korea must study at a Medical University for 6 years, including a 4 year Medical Graduate school course, one year of internship and 4 years of residency. After these 11 years, the doctor must pass a difficult national exam to be qualified as a specialist. The average monthly salary of a doctor in Korea is \$15,000 USD. Therefore, doctors that have attained a degree above specialist in Korea can be considered to have attained a first-rate global standard of proficiency.</p> <p>Dr. 000 Education 00000</p> <p>License 00000</p> <p>Work experience 000000</p>


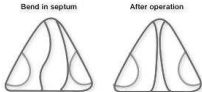
	<p>▶ Treatment</p> <ul style="list-style-type: none"> - Surgery of nose and throat, tonsillectomy, early diagnosis of laryngeal cancer, snoring correction - Treatment of chronic sinusitis, allergic rhinitis, vocal nodules, mouth 	
Examinations	X-Ray (face, chest), Sleep test, ECG, Angiogram, Urine test, Blood test, Hepatitis B/C, AIDs, HIV, VDRL, Total Blood Cell Count, BST, ESR	
Snoring Surgery description	<p>Somnoplasty</p>  <p>Position of Somnoplasty treatments</p> <p>— First treatment</p> <p>— Second treatment</p>	<p>A somnoplasty is a stiffening procedure used to help snorers with a floppy soft palate. It uses radio frequency energy to cause scars in the soft palate and these act like a scaffold, supporting the rest of the tissue. When the patient breathes in and out, because the soft palate is stiffer, it vibrates less and makes less noise. The treatment is done in an outpatient clinic under a local anesthetic, similar to going to the dentist. When the anesthetic is injected into the soft palate, it feels quite uncomfortable for a few seconds, after that the treatment is painless. After the treatment, the soft palate is swollen for a few days and a bit sore. It is usually not necessary to take anything stronger than simple painkillers. If the uvula is particularly swollen, it may be necessary to sleep propped up for a couple of days as lying flat will be uncomfortable. Very occasionally, the pain from this procedure is quite severe and may need strong painkillers and antibiotics to be prescribed. This treatment is not suitable for snorers who are excessively overweight or have significant sleep apnea. It has a 50% chance of significantly improving snoring and in some cases the snoring is abolished completely. It may be that two or more treatments are necessary.</p>
	<p>The Pillar Procedure</p> 	<p>The Pillar Procedure is a minimally invasive, first-line treatment option for mild to moderate palatal sleep apnea and snoring. The procedure places three tiny inserts in the patient's soft palate, causing the palate to stiffen. The stiffening helps to prevent or lessen blockages of the</p>




		<p>airway –effectively treating sleep apnea and substantially reducing the severity of snoring in most individuals. Pillar inserts are 18 mm in length and made from a woven soft polyester material that has been used for many years in implantable medical products. The Pillar Procedure is conducted in a single, short, in-office setting using local anesthetic and is completely reversible.</p>
	<p>Palatoplasty</p>  <p>Areas of the soft palate to be reshaped</p> <p>Final appearance</p>	<p>This is an operation on the soft palate to reshape it and make it stiffer. It may be needed if the palate is particularly long or bulky or in cases where a somnoplasty has not been effective. It is usually done under a general anesthetic. It can be performed with a laser or other instruments, the effect is the same. In the initial stages, the success rate is very high, usually in excess of 90% (in correctly selected patients). The effects can wear off over time and in the long term success is about 60-70% after 2 years. It is usually painful afterwards for up to two weeks. The possible complications of the procedure are that there may be bleeding, infection, the throat may become very sensitive, and food and drink can escape into the back of the nose. These complications are usually not severe and tend to get better with time. If the tonsils are enlarged, they will need to be removed at the same time.</p>
	<p>Tonsillectomy</p>  <p>Large tonsils</p> <p>After surgery white debris in tonsil pockets</p>	<p>The tonsils are part of the immune system. They sit in the back of the throat either side of the uvula. Their job is to collect bacteria as they are breathed in; this allows the white blood cells to recognize them and to create special immune proteins to fight infection. After early childhood most of the common bacteria have already been encountered so the white blood cells know how to recognize them. There are also other tissues that have the same function as the tonsils. This means that if the tonsils are causing trouble they can</p>

		<p>safely be removed. If the tonsils are large they cause blockage of the back of the throat. This leads to turbulent airflow and vibration of the tonsils and palate causing a snoring noise. If the blockage is very severe breathing may stop altogether for short periods of time during sleep. This is known as sleep apnea.</p> <p>The tonsils are removed through the mouth. The blood vessels are sealed as the tissue is removed. Two little pockets are left behind where the tonsils used to sit; during the healing process they contain white debris. The main risk of this operation is bleeding. In a recent nationwide study it was found that 0.5% of people had significant bleeding after tonsillectomy. If there is a lot of bleeding another operation may be needed to sort it out. There is usually a lot of pain afterwards which lasts for 10-14 days. You will be given a combination of painkillers and sometimes antibiotics to treat this.</p>
	Adenoidectomy	<p>The adenoids are at the back of the nose; they are part of the immune system and are made of the same tissue as the tonsils. They also perform the same function as the tonsils. If the adenoids are enlarged they can block the nose and lead to a snoring noise. It used to be thought that only children suffered with enlarged adenoids. However, now we are able to look at the back of the nose easily with the nasendoscope, we have found that many adults also have enlarged adenoids.</p> <p>The adenoids are removed through the mouth. Using a mirror the adenoids are visualized and with a special diathermy tool the adenoids are removed. The back of the nose/throat tends to be sore for a few days but is not usually very painful. The main risk of the operation is bleeding, this is rarely severe.</p>





	<p>Turbinate reduction</p>  <p>Large turbinates</p>	<p>The turbinates are fleshy swellings inside the nose. Their purpose is to warm and moisten the air as you breathe in through the nose. When they become enlarged they can block the airway and cause nasal congestion. Sometimes they are enlarged due to allergy which can be treated with medication. When the turbinates get very large it can be difficult to use the medication and something needs to be done to make them smaller. The methods used to do this vary from local anesthetic procedures to complete removal.</p>
	<p>Septoplasty</p>  <p>Bent in septum After operation</p>	<p>This is an operation to straighten the partition between the two nostrils (the septum). In many people this is bent and this causes obstruction to breathing through the nose. This has 2 effects; one is that the airflow through the nose becomes more turbulent and the second is it makes it more likely that you will have to breathe through your mouth. This can lead to vibrations in the nose and throat and therefore cause a snoring noise. The operation is done through the nostrils so there is no scarring on the outside. The bent bits are either removed or put into the correct position in the middle of the nose. The skin covering is then stitched back into place with dissolving stitches. The operation is not usually very painful afterwards. The possible complications of the procedure are bleeding, change in shape of the nose and septal perforation (a hole in the partition). The success rate is very good for relieving blocked nose 90+% but not so good for relieving snoring, 50-60%. Having the septum straightened may make it easier to use other snoring treatments such as a Jaw positioning device or CPAP. This means that even though the operation may not cure the problem it may still be worthwhile.</p>

	Sinus surgery	<p>The sinuses are air chambers either side of the nose and between the eyes. There are four pairs of sinuses the frontal, maxillary, ethmoid and sphenoid. The lining is designed to produce mucus which helps to keep the nose and throat healthy and moist. If the drainage channels of the sinuses become blocked the mucus can build up and become infected. This leads to congestion of the nose and in some cases increasing blockage and mucus production. Mostly this only happens briefly, for example with a cold. If the symptoms continue for many weeks it may be due to chronic sinusitis. Sinusitis is one of the many causes of snoring. In some patients there are nasal polyps as well as sinusitis. In the first instance it is usual to try treatment with medications such as nose drops and antibiotics. If this is not successful an operation may be required.</p> <p>When the patient is anaesthetized the nose is examined with an operating telescope. The areas of blockage are then carefully removed using micro instruments. If there are polyps these are removed at the same time. It is not usually a very painful operation. The possible complications are bleeding, infection, bruising around the eye and CSF leak. Serious complications are very rare as a result of this surgery.</p>
	Jaw positioning device 	<p>This is a splint that is worn in the mouth at night to hold the lower jaw forward. This has the effect of pulling the back of the tongue further away from the back of the throat. In a lot of people with loud snoring, the vibration of the tongue against the throat is what makes the noise. This is commonly more of a problem in people who are overweight. There are a number of different types of splint available. With the cheaper versions you mould the splint yourself and for some people this is all they need. For other people the splint works very well but is not comfortable, and in</p>



		these cases a custom fitted splint is usually recommended. These vary in price and may need to be fitted by a dentist. Sometimes the splint is used while the patient loses weight and when the desired weight is achieved, the splint is no longer needed.
	CPAP	This is a machine that blows pressurized air into the nose and or mouth through a mask which is worn strapped to the face. This holds the soft parts of the airway apart and stops the vibration that causes the snoring noise. It is also a very effective treatment for sleep apnea and this is usually why it is recommended. The downside of the treatment is that it has to be used every night to be effective. For people with severe symptoms, the treatment makes them feel so much better that they are prepared to put up with the inconvenience. In some patients with a blocked nose, using the CPAP is very uncomfortable due to dryness of the mouth. They may need surgery on the nose to make it easier to use the machine
Hospital Information	<p>► 256 beds</p> <p>The Cheongshim International Medical Center is located in the beautiful mountainous countryside of South Korea. 90% of the hospital rooms look over the breathtaking Cheong Pyeong reservoir. You will find this peaceful hospital just 20 minutes away from the busy city of Seoul.</p> <div data-bbox="448 1457 801 1692" data-label="Image"> </div> <p>Patients come from near and far to receive treatment from outstanding physicians, including total health screening and rehabilitation therapy within our first rate facilities. The collaboration of Eastern and Western Medicine, has been shown to hasten recovery time by up to 30%.</p> <p>Cheongshim leads the Korean medical tourism industry as the host of the largest number of international patients in South Korea since 2003.</p> <p>We employ 65 foreign employees to enhance the delivery of various international services.</p>	

	<p>▶ Medical Departments Internal Medicine / ENT / Family Medicine / Neurology / Psychiatry / General Surgery / Orthopedic Surgery / Obstetrics and Gynecology / Rehabilitation Center / Center of Total Health Screening / Oriental Medicine Department / Dental Department</p> <p>▶ Medical Equipment MRI / 64 slice CT, PACs system (Picture Archive Communication System) / Endoscopy</p> <p>▶ Convenience Facilities Bank / ATM / Convenience store / Coffee Shop / Beauty & Massage Clinic / Karaoke Rooms / Parking Lot / Computers with Internet / Public Telephones / Coin Laundry Room / Table Tennis / Television / Boat Tour / Miniature Golf</p>
<p>Nearby Facilities</p>	<div data-bbox="450 934 705 1106"></div> <p>▶ Silver Town www.csvillage.com -\$50 per night -Meals 5,000 won per meal -10 minutes from hospital by car or bus There is a shuttle bus that goes to the hospital</p> <div data-bbox="450 1144 705 1297"></div> <p>▶ Cheongshim International Youth Training Center</p> <p>▶ Car rental service Cheongpyeong Sejong Rentacar 031-585-8824 Kwangmyeong Rentacar 031-585-8384</p> <p>▶ Entertainment (within 30 minute distance) Boat Tour to Nami Island / Boat Rides / Yumyeongsan Park / Morning Calm Park / Billiard / Spa and Sauna / Homyeong Lake (mountaintop lake) / Fishing / Golf / Skiing Resort / Swimming Pool Park / Indoor Basketball / Golf / Hotspring Sauna / Temple / Observatory</p> <p>▶ Restaurants – Duck, Beef, Pork, Chicken Korean Barbecue Nengmyeon (Cold noodles), Kalgooksoo (warm noodles) , Tokbokki (ricecakes in spicy sauce) , Steakhouse, Pizza and Spaghetti, Chinese food</p>



	<p>Seoul is only 30 minutes away. You may find all the shopping destinations you want there.</p> <p>Korean Transportation is relatively cheap. The basic fee for a taxi starts at \$2. And busses and subway fares also cost \$1~\$2 dollars. Express bus fees cost around \$4~\$10.</p>
Package comparison	-
Coordinator Contact Information	<p>Telephone: +82-2-000-0000</p> <p>English hot line: +82-10-0000-0000</p> <p>E-Mail: Snoring@ent.com</p> <p>messenger: Snoring@hotmail.com</p>

Snoring Questionnaire

If you snore, you are very familiar with the impact lack of sleep has on your quality of life. Snoring not only disrupts sleep, it may also be a sign of a serious condition called Obstructive Sleep Apnea (OSA). To find out if you should be concerned about your snoring, choose a number from the scale below that best describes your snoring in each situation.

0 = Never

1 = Infrequently (1 night per week)

2 = Frequently (2-3 nights per week)

3 = Most of the time (4 or more nights perweek)

SITUATION YOUR SCORE

My snoring affects my relationship with my partner 0 1 2 3

My snoring causes my partner to be irritable or tired 0 1 2 3

My snoring requires us to sleep in separate rooms 0 1 2 3

My snoring is loud 0 1 2 3

My snoring affects other people when I am sleeping 0 1 2 3
away from home (hotel, camping, etc.)

TOTAL SCORE_____

If you scored a 5 or greater, please show these results to your physician.

Your physician can discuss available treatment options.



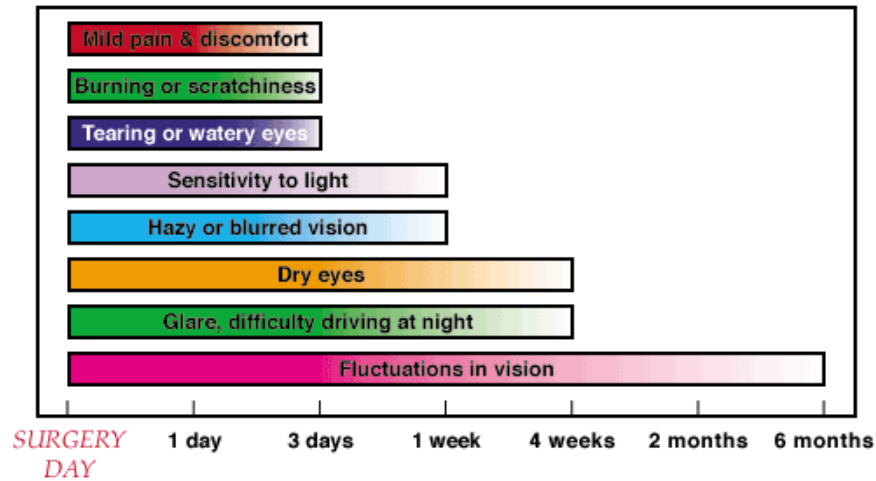
2.4 시력교정(Vision Correction Procedure-lasik package)

Surgery Title	Vision correction procedure: Lasik package
Cost (taxes included)	Wavefront Optimised LASIK (2 eyes) USD \$ 1,500 ~ 2,300 Wavefront Optimised Epi-LASIK (2 eyes) USD \$2,300 Wavefront Optimised No-Touch All Laser Epi-LASIK (2 eyes) USD \$2,300
Package Content	<p>Our fully inclusive packages includes the following services</p> <ul style="list-style-type: none"> ▶ Airport Greeting and Transportation to Medical Center ▶ Initial Screening and Consultation ▶ Doctor team fees, hospital costs, medications and supplies ▶ Nursing assistance throughout stay ▶ Complete Pre-Operative Dilated Eye Exam ▶ Surgery costs (TWO eyes) ▶ Regular post-discharge medication (eyedrops, antibiotics and pain medication) ▶ Dark glasses ▶ Eye shield ▶ Post Operative Follow up Care (next day, 1week, 3months and 6months) ▶ Comprehensive medical report before discharge. ▶ Necessary Enhancements (during 1st year) ▶ On-call 24 hours service & Translation services
Additional Fees	<p>-Hotel / condominium accommodations</p> <p>-Plane ticket</p> <p>-You will be informed if additional costs arise</p>
Pre Operation Care	<ul style="list-style-type: none"> ▶ Candidates <ul style="list-style-type: none"> -Dislike being dependent on glasses or contact lenses for clear vision -Wearing corrective lenses restricts my participation in sports and other activities -My overall appearance is improved without glasses -I worry about losing my corrective lenses (or breaking my glasses) Without them I fear that I would be totally disabled. ▶ Patients with the following conditions are considered to be complex or high risk cases and will not qualify for the package:

	<ul style="list-style-type: none"> -Uncontrolled bleeding -Uncontrolled Glaucoma -Patients with underlying diseases such as uncontrolled Diabetes, Hypertension, Renal/Vital organ Failure, HIV infection, under immuno-suppressive treatment <ul style="list-style-type: none"> •Soft contact lenses or toric soft lenses,you should stop wearing them for 3 days before your initial evaluation •Hard lenses or rigid gas permeable (RGP) lenses, you should stop wearing them for at least 14 days before your initial evaluation <p>=> If you wear contact lenses, it is a good idea to stop wearing them before your baseline evaluation andswitch to wearing your glasses full-time. Contact lenses change the shape of your cornea for up to several weeks after you have stopped using them depending on the type of contact lenses you wear. Not leaving your contact lenses out long enough for your cornea to assume its natural shape before surgery can have negative consequences. These consequences may lead to inaccurate measurements and a sub-optimal surgical plan, resulting in poor vision after surgery. These measurements, which determine how much corneal tissue to remove, may need to be repeated at least a week after your initial evaluation and before surgery to make sure they have not changed, especially if you wear RGP or hard lenses.</p>
Surgery description	<ul style="list-style-type: none"> ▶ Duration of procedure: 30 minutes ▶ Hospitalization :Outpatient ▶ Remove eyeshield: Approximately 1 day ▶ Stay in Korea: 5~7 days ▶ Resume active sports: 4 weeks ▶ Stabilizing period: 3-6 months <p>LASIK, which stands for Laser In Situ Keratomileusis, is a refractive surgical procedure that corrects refractive errors like myopia (short-sightedness), hyperopia (long-sightedness), astigmatism, and presbyopia.</p> <p>Lasikhas gained tremendous popularity and is currently the most commonly performed refractive procedure because of its high success rate, rapid visual recovery and low risk.</p> <p>LASIK corrects the refractive error of the eye by reshaping the cornea.</p>



	<p>Consisting of 2 stages, the first stage is the creation of a corneal flap. This can be done with a motorized blade system, called a microkeratome, which can accurately and precisely create a thin corneal flap. A newer method for creating a flap makes use of a laser called the femtosecond laser. This allows the corneal flap to be created without the use of a blade (bladeless surgery).</p> <p>The second stage involves partially lifting the corneal flap and using an extremely precise excimer laser to reshape the cornea tissue underneath the flap. The flap is returned to its original position and the entire surgery is completed in approximately 5 minutes per eye. The whole procedure is essentially painless. Because the treatment is done underneath the flap and the uppermost layer of the cornea is not disturbed, there is little discomfort following the procedure and the visual recovery is fast, which allows patients to return to work within 1-2 days after surgery.</p>
Post operation Care	<p>Immediately after the procedure, your eye may burn, itch, or feel like there is something in it. You may experience some discomfort, or in some cases, mild pain and your doctor may suggest you take a mild pain reliever.</p> <p>Both your eyes may tear or water. Your vision will probably be hazy or blurry. You will instinctively want to rub your eye, but don't! Rubbing your eye can dislodge the flap, requiring further treatment.</p> <p>In addition, you may experience sensitivity to light, glare, starbursts or haloes around lights, or the whites of your eye may look red or bloodshot. These symptoms should improve considerably within the first few days after surgery. Plan on taking a few days off from work until these symptoms subside. If you experience severe pain, or if your vision or other symptoms get worse instead of better, contact your doctor immediately.</p> <p>See your doctor within the first 24 to 48 hours after surgery and at regular intervals after that for at least the first six months.</p> <p>At the first postoperative visit, your doctor will remove the eye shield put to protect your eye, test your vision, and examine your eye. Your doctor may give you one or more types of eye drops to take at home to help prevent infection and/or inflammation. You may also be advised to use artificial tears to help lubricate the eye. Do not resume wearing a contact lens in the operated eye, even if your vision is blurry.</p>



What to expect after surgery

Wait one to three days following surgery before beginning any non-contact sports, depending on the amount of activity required, how you feel, and your doctor's instructions.

To help prevent infection, you may need to wait for up to two weeks after surgery or until your doctor advises you otherwise before using lotions, creams, or make-up around the eye. Your doctor may advise you to continue washing your eyelashes for a period of time after surgery. You should also avoid swimming and using hot tubs or whirlpools for 1-2 months.

Strenuous contact sports such as boxing, football, karate, etc. should not be attempted for at least four weeks after surgery. It is important to protect your eyes from anything that might get in them and from being hit or bumped.

During the first few months after surgery, your vision may fluctuate.

- It may take up to three to six months for your vision to stabilize after surgery.
- Glare, haloes, difficulty driving at night, and other visual symptoms may also persist during this stabilization period. If further correction or enhancement is necessary, you should wait until your eye measurements are consistent for two consecutive visits at least 3 months apart before re-operation.
- Contact your eye doctor immediately, if you develop any new, unusual



	or worsening symptoms at any point after surgery. Such symptoms could signal a problem that if not treated early enough may lead to loss of vision.		
Complications	Complications	Symptoms	Treatments
	Incomplete corrections (undercorrection, overcorrection, residual astigmatism) or regression of effect	Blurry, less-than-perfect vision	Glasses or contact lenses; eyedrops; re-treatment with laser
	Decentered ablations	Visual aberrations*	Eyedrops; re-treatment with laser
	Oversize pupils (pupils wider than treatment zone)	Visual aberrations*	Eyedrops; re-treatment with laser
	Haze	Visual aberrations*	Eyedrops; re-treatment with laser
	Irregular flap (folds, wrinkles, striae)	Visual aberrations*	Surgical correction; second laser procedure
	Dry eye	Dry, itchy or scratchy eyes, often with redness and sense of foreign object in eye, and sometimes pain	Prescription dry eye medication; artificial tears; punctal occlusion (blockage of tear ducts in order to retain tear film on eye), oral flaxseed oil
	Diffuse lamellar keratitis (eye inflammation)	Visual aberrations*	Eyedrops; surgical rinsing of cells
	Epithelial ingrowth	Visual aberrations*	Surgical removal of epithelium
	Infection	Redness, oozing of eyes, sometimes pain	Eyedrops; oral medications
	► Visual aberrations include symptoms such as glare, double vision, ghosting, halos, starbursts, loss of contrast sensitivity, and problems with low-light or night vision. Not all patients experience all symptoms, and some patients with these complications experience no symptoms and require no treatment		
Doctor's Information	Among the 700,000 high school graduates each year, only the top 1% are qualified to enter Medical School. Doctors in Korea must study at a Medical University for 6 years, including a 4 year Medical Graduate school		

	<p>course, oneyear of internship and 4 years of residency. After these 11 years, the doctor must pass a difficult national exam to be qualified as a specialist. The average monthly salary of a doctor in Korea is \$15,000 USD. Therefore, doctors that have attained a degree above specialist in Korea can be considered to have attained a first-rate global standard of proficiency.</p> <p>Specialties Ophthamology</p> <p>Language Korean, English</p> <p>Credentials</p> <p>Medical Education 000 000</p> <p>Specialty Training 000 000</p> <p>International Training & Post-Graduate Courses 000 000</p> <p>Work Experience 000 000</p>
Hospital Information	<p>Our Advanced Technology with Personal Care 0000 Ophthalmology Clinic invests in the latest laser, surgical, and pre-op testing equipment available. Our physicians are always up-to-date on the newest treatments and technologies, all delivered with the personal care our patients have come to expect.</p>
Nearby Facilities	<p>▶ LOTTE HOTEL</p> <p>A representative room of the New Wing, the spacious Deluxe Room is modern and elegant in style. It offers the most comfortable place to rest while doing business or just visiting. 50,000 for extra bed</p>



There is a 10% tax, and 10% service fee (Total 21%) for all listed prices



Service

Complimentary use of Fitness Club (including swimming pool / 6:00am~9:30 pm Closed on last Monday of each month)

2 Complimentary bottles of water daily (Lotte Icis bottled water. 3 bottles of water will be provided for three staying guests.)

High-speed wired internet access (paid service)

Newspaper (Korean and English newspapers are available. We are unable to provide Japanese newspapers.)

Voice answering service

Turndown service

Complimentary coffee, tea service

Disposable items such as toothbrush, toothpaste, razor and shaving foam are provided in the bathroom

► Facilities

Large LCD TV, shower booth, phone in the bathroom, bidet, work desk with stationary, mobile phone (paid service), tea pot, telephone, safe deposit box, hair dryer, emergency flashlight, slippers, Aloe Vera bathroom amenities, bath robe, shoe polish, shoe horn, yukata gown, plastic bag, umbrella

► Car rental service

► Entertainment(within 30 minute distance)

Boat tour to Nami Island / Boat rides / Yumyeongsan park / Morning calm Park / Billiard / Spa and Sauna / Homyeong Lake (Lake ontopof a mountain) / Fishing / Golf / Skiing Resort / Swimming pool park / Indoor Basketball / Park Golf / Hotspring Sauna / Temple / Observatory

RestaurantsDuck, Beef, Pork, Chicken Korean Barbecue

Nengmyeon (Cold noodles), Kalgooksoo (warm noodles) , Tokbokki (ricecakes)

	<p>in spicy sauce) , Steakhouse,Pizza and Spaghetti, Chinese food</p> <p>You may find all the shopping destinations you want there. Korean Transportation is relatively cheap. The basic fee for a taxi starts at \$2. And busses and subway fares also cost \$1~\$2 dollars. Express bus fees cost around \$4~\$10.</p>
Package comparison	<p>〈Singapore〉</p> <p>Pre-LASIK evaluation consultationUSD \$70</p> <p>1) VISX Custom LASIK (Microkeratome)USD \$1,539</p> <p>2) VISX Wavefront-guided LASIK (Microkeratome) USD \$2,301</p> <p>3) VISX Custom LASIK (IntraLase)USD \$2,070</p> <p>4) VISX Wavefront-guided LASIK (IntraLase)USD \$2,994</p> <p>5) Epi-LASIK USD \$2,909</p> <p>▶ Sugery for 2 eyes, 3post-op review</p> <p>▶ Medication of \$44 is not included from Treatment Packages 1 to 4</p> <p>▶ Medication is included in Treatment Package 5</p> <p>▶ Additional review \$20 ~ \$40</p> <p>▶ Medical report \$ 62</p> <p><i>All prices quoted are before GST(7%)</i></p> <p>=====</p> <p>Lasik package(2 eyes) : USD \$1,381 (included GST)</p> <p>-surgery for 2 eyes, 3 post-op review</p> <p>-Medication is included in Treatment</p> <p>-3 Years Enhancement Surgery</p> <p>-Eyes plugs when prescribed</p> <p>=====</p> <p>Wavefront Optimised LASIK (2 eyes) \$2,156</p> <p>Wavefront Optimised Epi-LASIK (2 eyes) \$2,310</p> <p>Wavefront Optimised No-Touch All Laser Epi-LASIK (2 eyes) \$2,310</p> <p>Wavefront Optimised Bladeless LASIK (2 eyes) \$2,464</p> <p>Customized Wavefront LASIK (2 eyes) \$2,464</p> <p>Customized Wavefront Epi-LASIK (2 eyes) \$2,618</p> <p>Customized Wavefront Bladeless LASIK (2 eyes) \$2,772</p> <p>LASIK pricing is inclusive of Pre-LASIK assessment and 3yrs of warranty enhancement.</p>



	<p>〈Thailand〉</p> <p>-USD \$ 2,700 (VISX-STAR S4 technology, TWO EYES)</p> <p>:No charge for repeating the LASIK procedure for a period of six (6) months to correct vision which is +/- 0.75 diopter off the target diopter.</p> <p>-USD \$ 1,800 (TWO EYES)</p> <p>-USD \$ 2,437 (Optimum Lasik Package) at TRSC International LASIK Center</p>
Coordinator Contact Information	<p>Contact our coordinator to make an appointment.</p> <p>Telephone: +82-2-000-0000</p> <p>English hot line: +82-10-0000-0000</p> <p>E-Mail: lasik@lasikclinic.com</p> <p>messenger: lasikl@hotmail.com</p>
FAQs	<p>▶ Is it safe?</p> <p>LASIK is a well-established, world-class method for refractive correction. Complications are rare and will be discussed by your doctor. Additional safety is assured by performing the surgery in a sterile operating theater environment.</p> <p>▶ Does it hurt?</p> <p>There are no sutures or injections and only anesthetic eye drops are required. Typically, you may experience mild irritation for the first 24 hours after surgery.</p> <p>▶ What is the success rate?</p> <p>Statistically, patients experience a 95% vision correction.</p> <p>▶ How long does it take?</p> <p>LASIK is an outpatient procedure that takes about 15-20 minutes per eye. Most patients go home without eye gauze, but a transparent eye-shield is provided for maximum safety. The majority of patients can see well within 24 hours, with the full benefits being realized within 1 to 2 weeks. You will need to be in Korea and for 5-7 day.</p> <p>▶ Will I be awake as the procedure is being performed?</p> <p>Yes. Your doctor will ask you to look at a blinking light within the laser during the procedure. This will ensure that the laser treatment will be</p>

centered properly over the center of your vision during the treatment.

▶ **When can I wear eye makeup after procedure?**

It is a good idea to buy new mascara after procedure to avoid infection and it is best to wait 1 week before using eye makeup

▶ **How soon after my procedure can I drive?**

You can resume driving as soon as you feel comfortable with your new vision. Most patients are able to drive on their own within two days following LASIK.

▶ **When can I exercise after procedure?**

You may resume exercises as you wish. Don't get sweat in your eyes. Try to keep your hands clean and away from your eyes. Swimming, however, should also be avoided for at least two weeks.



2.5 백내장수술(Cataract Surgery)

Surgery Title	Cataract package
Cost (taxes ncluded)	USD \$ 900 ~ 1,100
Package Content	<p>Duration of operation: 30 minutes Anaesthetic: Local anaesthesia or general Hospital stay: Not necessary</p> <p>Our fully inclusive packages includes the following services</p> <ul style="list-style-type: none"> ▶ Airport Greeting and Transportation to Medical Center ▶ Initial Screening and Consultation ▶ Doctor team fees, hospital costs, medications and supplies ▶ Nursing assistance throughout stay ▶ Complete Pre-Operative Dilated Eye Exam ▶ Cataract Surgery costs (single eye) ▶ Post-discharge medication (Eye drops, antibiotics) ▶ Special dark glasses and eye shields ▶ On-call 24 hours service & Translation Services. ▶ Comprehensive medical report before discharge. ▶ Visa and travel document assistance ▶ Document assistance for insurance reimbursement ▶ A phone with a screen attached to contact our coordinator 24 hours a day
Additional Fees	<p>-Hotel / condominium accommodations -Plane ticket -Site seeing -Medical treatment unrelated to the main procedure -Personal items and services: massage, telephone calls, snacks -Postal Service (Luggage, Medicine, Parcels) -Caretaker (You will need help after your surgery. If you did not come with a companion to help you, you may hire a full time caretaker for 50,000 won~100,000 won a day, who speaks the language of choice.) -You will be informed if additional costs arise</p>

Candidates	<p>You may want to be tested for cataracts if you suffer from:</p> <ul style="list-style-type: none"> • Difficulties with seeing clearly, such as reading the newspaper or street signs • Vision looks foggy or everything seems to have a film over it • Colors seem washed out or faded • Night vision problems • Halos around headlights or headlights seem very bright • You find you need frequent changes in your eye glass or contact lens prescription <p>-Patients with the following conditions are considered to be complex or high risk cases and will not qualify for the package:</p> <ul style="list-style-type: none"> • Uncontrolled bleeding • Uncontrolled Glaucoma • Patients with underlying diseases such as un controlled • Diabetes, Hypertension, Renal/Vital organ Failure, • HIV infection, under immuno-suppressive treatment
Pre Operation Care	<p>Preoperative treatment consists of the application of anti-inflammatory eye drops, which are used once or twice a day for at least several weeks before surgery. Four days before surgery, drops are increased to 4 times daily. After surgery, oral medications (antibiotics and anti-inflammatory medication) are given twice daily, and eye drops are administered 4 times daily, for another 2 weeks. Eye drops are then continued, 1-3 times daily, for 4-6 months after surgery. The protective Elizabethan (cone) collar must be worn by the patient for about 2-3 weeks after surgery.</p>
Surgery description	<p>Cataract surgery is recommended only when vision loss interferes with normal activities such as reading or driving, or if the cataract is preventing the treatment of another problem.</p> <p>The decision to perform surgery should be based on the patient's own assessment of functional impairment combined with the results of the eye examination and measurement of visual acuity using the Snellen test.</p> <p>When visual acuity is 20/40 or better, the potential for benefiting from the surgery decreases and the risk relative to potential benefit rises. In general, the better the visual acuity is, the greater is the need for verification of functional disability before performing surgery.</p> <p>Two types of cataract surgery most often performed are equally effective in restoring vision. These are:</p>



Extracapsular surgery, in which the lens is removed and the back half of the capsule behind the lens (the posterior capsule) remains in the eye

Photoemulsification, a type of extracapsular surgery in which the lens is softened with sound waves and removed through a needle. The posterior capsule remains.

Intracapsular surgery is a third, rarely used type of surgery, in which the surgeon removes the entire lens, including the capsule. Usually the lens is replaced by an Intraocular lens, which becomes a permanent part of the eye. If a condition or disease prevents the use of an Intraocular lens, a soft contact lens may be prescribed instead.

Cataracts usually develop in both eyes, but surgery should not be done on both eyes until the results of the first eye surgery are known, so that the benefits and risks can be weighed. The indications for cataract surgery in the second eye are the same as for the first eye.

The period of postoperative care extends from surgery until the goal of surgery is achieved and the patient has stable, improved vision. If complications arise - such as increased pressure, bleeding or infection in the eye; damage or dislocation of the intraocular lens; or swelling or clouding of the cornea - prompt care is crucial. Optical correction (contact lenses or glasses) usually can be prescribed 6 to 12 weeks after surgery. The timing and frequency of refraction depend on patient needs, astigmatism and consistency of measurement.

Today, cataract surgery usually takes less than an hour, thanks to advances in microsurgery and suturing. The procedure is done on an outpatient basis in virtually all instances; the patient arrives in the morning and goes home in the early afternoon. The procedure itself involves a small incision directly into the eye. The clouded lens is removed, a plastic one is inserted and the surgical opening is closed.

The surgery requires anesthesia around the eye and some patients may receive a mild sedative to help them relax. Although some patients can drive without difficulty after cataract surgery, it's a good idea to have someone else available to do the driving. The patient wears a patch for a day.

Some people notice a mild, scratchy irritation, but most report no discomfort. Most patients can resume normal activities within a day to a

week, but strenuous activity, especially heavy lifting, should be avoided from four to six weeks.

Occasionally, improvement in vision occurs almost immediately after cataract surgery, but more often, the improvement occurs gradually over several months. It's important to note that a lens implant does not guarantee perfect vision. In fact, most people will continue to need glasses to correct either distance or near vision.

Small Incision Cataract Surgery

In a newer surgical method, called small-incision (no-stitch) cataract surgery, the nucleus is broken up (emulsified) by an ultrasound probe. No-stitch surgery requires only a single, 1/8-inch incision. A small incision means faster healing. Redness and inflammation of the eye disappear in two to three weeks with small-incision surgery, vs. six to eight weeks with extracapsular extraction. A special advantage of small-incision surgery is that it is less likely to cause astigmatism. This is blurred vision that results when tension on the stitches distorts the cornea. Small-incision surgery involves an incision not on the cornea, but on the less sensitive sclera (the white of the eye).

Because of its advantages, many eye surgeons have adopted the no-stitch technique. Others feel strongly that extracapsular surgery is just as good. But after the eye heals completely, there is generally little difference between the results from extracapsular and small-incision surgery. A patient may not be a candidate for the no-stitch method, in that advanced cataracts tend to be too hard to emulsify easily. In such cases, extracapsular surgery may be the better choice.


In the past, people who underwent cataract surgery had to wear thick "Coke bottle" eyeglasses. Now, immediately after the removal of the cataract, the surgeon implants a plastic lens directly into the space left by the removal of the clouded lens. This intraocular implant helps the cornea focus light onto the retina to give a clear image.

There are many different implants on the market and they fall into two general categories, based on their location in the eye:

Posterior chamber implants, the more popular type, are placed behind the iris, occupying the exact position of the original lens. There are now



	<p>smaller oval and foldable lenses that can be used with small-incision surgery.</p> <p>Anterior chamber implants are inserted into the fluid-filled space between the iris and the cornea.</p> <p>Some experts estimate that about 88 of every 100 persons receiving IOLs (intraocular lenses) will achieve 20/40 vision or better. (An individual with 20/40 vision can read letters on an eye chart from 20 feet away. While a person with normal 20/20 vision can read the chart from 40 feet away, 20/40 vision is good enough to get a driver's license in most states.) Among those who do not have other eye diseases, about 94 of 100 will achieve 20/40 vision.</p>
<p>Post operation Care</p>	<p>► What are the precautions to be taken after surgery?</p> <ul style="list-style-type: none"> • Use the eye drops and medicines as prescribed • Avoid rubbing or squeezing your eye • Protection : As advised by your doctor, you may wear the protective eye shield at night for first week. Dark eyeglasses may be worn during the daytime, especially outdoors, to avoid any discomfort that you may have from bright light and also to prevent any injury to eye. • Face wash : For the first few days, avoid splashing water directly into the eye. You may use a clean, soft, wet towel to wipe your face. • Shaving : Shaving of the beard is permitted after the operation. • Bathing : Body bath (below the neck) may be resumed after the first day, but avoid taking a shower or a bath in the bathtub for the first week after surgery. • Head bath : One may wash the hair with the head tilted backwards to avoid any water splashing into the eye. • Activity : Normal daily activities including walking, reading and watching television may be resumed soon after the operation. However avoid strenuous activities like jogging, lifting weights, swimming, gardening, aerobics, contact sports etc. for 1-2 months. • Sex : You can resume your sex life a week or two after the operation after consulting your doctor. • Makeup : Avoid eye makeup for 6 weeks. • Diet : There are no dietary restrictions and you may take your routine diet. However, the restrictions as per you pre-existing medical problems, if any, are to continue. Avoid constipation by taking high fiber diet and plenty of fluids.

	<ul style="list-style-type: none"> • Driving : Avoid driving unless the surgeon permits you. • Job : You may get back to your job in 1-4 weeks after surgery depending on your profession. Ask your surgeon about this. • Normal symptoms : The following symptoms are normal and are not a cause for alarm. These are slight redness, mild watering, mild irritation, glare and slight drooping of upper eyelid. These will remain to some extent for 6-8 weeks. • Alarming symptoms : In case of any pain, injury, decrease in vision or flashes of light in the operated eye, contact your surgeon immediately. <p>▶ How to apply eye drops?</p> <div data-bbox="459 779 762 999">  </div> <p>How to put in eye drops</p> <ul style="list-style-type: none"> • Wash hands • Tilt your head back and look at the ceiling • Gently pull the lower eyelid down until it forms a small pocket, or pouch. • Squeeze the bottle or the dropper to release a single drop into the eye. Take care not to touch the eye or eyelid with the nozzle of the bottle. • Release the lower lid and close eyelid for 30 seconds. Dab excess with tissue. <p>▶ Special precautions:</p> <ul style="list-style-type: none"> • In order to keep the eyedrops clean: <ul style="list-style-type: none"> o do not allow the nozzle to touch the eye or anything else o do not allow other people to use your eyedrops o replace the cap of the eyedrops immediately after use o discard the eyedrops four weeks after first opening • If you are using more than one kind of eyedrop in the same eye, wait five minutes between drops. • If you are using both drops & ointment in the same eye, always use the drops first and wait five minutes before applying the ointment. • If you wear contact lenses, you should stop wearing them for the duration of your treatment unless otherwise directed by your doctor.
Doctor's Information	<p>Among the 700,000 high school graduates each year, only the top 1% are qualified to enter Medical School. Doctors in Korea must study at a Medical University for 6 years, including a 4 year Medical Graduate school course,</p>



	<p>one year of internship and 4 years of residency. After these 11 years, the doctor must pass adifficult national exam to be qualified as a specialist. The average monthly salary of a doctor in Korea is \$15,000 USD. Therefore, doctors that have attained a degree above specialist in Korea, can be considered to have attained a first-rate global standard of proficiency.</p> <p>Specialties Ophthamology</p> <p>Language Korean, English</p> <p>Credentials</p> <p>Medical Education 000 000</p> <p>Specialty Training 000 000</p> <p>International Training & Post-Graduate Courses 000 000</p> <p>Work Experience 000 000</p>
Hospital Information	<p>Advanced Technology with Personal Care ○○○○ EyeClinic invests in the latest laser, surgical, and pre-op testing equipment available. Our physicians are always up-to-date on the newest treatments and technologies, all delivered with the personal care our patients have come to expect.</p>
Nearby Facilities	<p>▶ LOTTE HOTEL A representative room of the New Wing, the spacious Deluxe Room is modern and elegant in style. It offers the most comfortable place to rest</p>

while doing business or just visiting.

₩ 50,000 for extra bed

There is a 10% tax, and 10% service fee (Total 21%) for all listed prices



Service

Complimentary use of Fitness Club (including swimming pool / 6:00am~9:30 pm Closed on last Monday of each month)

2 Complimentary bottles of water daily (Lotte Icis bottled water, 3 bottles of water will be provided for three staying guests.)

High-speed wired internet access (paid service)

Newspaper (Korean and English newspapers are available. We are unable to provide Japanese newspapers.)

Voice answering service

Turndown service

Complimentary coffee, tea service

Disposable items such as toothbrush, toothpaste, razor and shaving foam are provided in the bathroom

► Facilities

Large LCD TV, shower booth, phone in the bathroom, bidet, work desk with stationary, mobile phone (paid service), tea pot, telephone, safe deposit box, hair dryer, emergency flashlight, slippers, Aloe Vera bathroom amenities, bath robe, shoe polish, shoe horn, yukata gown, plastic bag, umbrella

► Car rental service

► Entertainment(within 30 minute distance)

Boat tour on the Han River / Boat ride activities / Lotte world amusement park / KyeongBok Palace / Billiard / Spa and Sauna / Fishing / Golf / Skiing Resort / Swimming pool park / Indoor Basketball / Park Golf / Hotspring Sauna / Temple / Observatory



	<p>Restaurants Duck, Beef, Pork, Chicken Korean Barbecue Nengmyeon (Cold noodles), Kalgooksoo (warm noodles) , Tokbokki (ricecakes in spicy sauce) , Steakhouse, Pizza and Spaghetti, Chinese food etc</p> <p>Shop to your heart' s delight. We will gladly give you tips about where to go to have an enjoyable time while here in Korea.</p> <p>Korean Transportation is relatively cheap. The basic fee for a taxi starts at \$2. And busses and subway fares also cost \$1~\$2 dollars. Express bus fees cost around \$4~\$10.</p>						
Package comparison	<p>〈Singapore〉 Cataract Surgery Package (single eye) ▶ surgery for 1 eye by senior eye surgeon, ▶ 2 post-op reviews ▶ Initial Standard Medication up to 1st review, ▶ Surgeon's professional fees, ▶ Hospitalization costs ▶ Bausch&Lomb Akreos, AMO PhacoFlex II , Tecnis Z9000 or equivalent high-spec intra-ocular lens implant. 1) local anaesthesia, no anaesthetist stanby USD \$ 2,372 2) local anaesthesia, anaesthetist stanby USD \$ 2,620 3) general anaesthesia USD \$ 2,784</p> <p>〈Thailand〉</p> <table border="1"> <tr> <td>Cataract surgery/RLE With multifocal lens</td><td>75,000 Baht per eye* US\$ 2,350 (20,000 Baht deposit per eye)</td></tr> <tr> <td>Cataract surgery With Toric lens</td><td>65,000 Baht per eye* US\$ 2,190 (15,000 Baht deposit per eye)</td></tr> <tr> <td>Simple Cataract surgery With monofocal lens</td><td>42,000 - 45,000 Baht per eye* US\$ 1,416 ~ 1,518 (6,000 Baht deposit per eye)</td></tr> </table>	Cataract surgery/RLE With multifocal lens	75,000 Baht per eye* US\$ 2,350 (20,000 Baht deposit per eye)	Cataract surgery With Toric lens	65,000 Baht per eye* US\$ 2,190 (15,000 Baht deposit per eye)	Simple Cataract surgery With monofocal lens	42,000 - 45,000 Baht per eye* US\$ 1,416 ~ 1,518 (6,000 Baht deposit per eye)
Cataract surgery/RLE With multifocal lens	75,000 Baht per eye* US\$ 2,350 (20,000 Baht deposit per eye)						
Cataract surgery With Toric lens	65,000 Baht per eye* US\$ 2,190 (15,000 Baht deposit per eye)						
Simple Cataract surgery With monofocal lens	42,000 - 45,000 Baht per eye* US\$ 1,416 ~ 1,518 (6,000 Baht deposit per eye)						
Coordinator Contact Information	<p>Telephone: +82-2-000-0000 English hot line: +82-10-0000-0000 E-Mail: cataract@ophthmology.com messenger: cataract@hotmail.com</p>						

FAQs	<p>Q: What is a cataract?</p> <p>A: A cataract is a clouding of the lens in the eye that affects vision. Most cataracts are related to aging. Cataracts are very common in older people. By age 80, more than half of all Americans either have a cataract or have had cataract surgery.</p> <p>A cataract can occur in either or both eyes. It cannot spread from one eye to the other.</p> <p>Q: What is the lens?</p> <p>A: The lens is a clear part of the eye that helps to focus light, or an image, on the retina. The retina is the light-sensitive tissue at the back of the eye.</p> <p>In a normal eye, light passes through the transparent lens to the retina. Once it reaches the retina, light is changed into nerve signals that are sent to the brain.</p> <p>The lens must be clear for the retina to receive a sharp image. If the lens is cloudy from a cataract, the image you see will be blurred.</p> <p>Q: How do cataracts develop?</p> <p>A: Age-related cataracts develop in two ways:</p> <ol style="list-style-type: none"> 1. Clumps of protein reduce the sharpness of the image reaching the retina. <p>The lens consists mostly of water and protein. When the protein clumps up, it clouds the lens and reduces the light that reaches the retina. The clouding may become severe enough to cause blurred vision. Most age-related cataracts develop from protein clumpings.</p> <p>When a cataract is small, the cloudiness affects only a small part of the lens. You may not notice any changes in your vision. Cataracts tend to "grow" slowly, so vision gets worse gradually. Over time, the cloudy area in the lens may get larger, and the cataract may increase in size. Seeing may become more difficult. Your vision may get duller or blurrier.</p> <ol style="list-style-type: none"> 2. The clear lens slowly changes to a yellowish/brownish color, adding a brownish tint to vision. <p>As the clear lens slowly colors with age, your vision gradually may acquire a brownish shade. At first, the amount of tinting may be small and may not cause a vision problem. Over time, increased tinting may make it more difficult to read and perform other routine activities. This gradual change in the amount of tinting does not affect the sharpness of the image transmitted to the retina.</p> <p>If you have advanced lens discoloration, you may not be able to</p>
------	--



identify blues and purples. You may be wearing what you believe to be a pair of black socks, only to find out from friends that you are wearing purple socks.

Q: Who is at risk for cataract?

A: The risk of cataract increases as you get older. Other risk factors for cataract include:

1. Certain diseases (for example, diabetes).
2. Personal behavior (smoking, alcohol use).
3. The environment (prolonged exposure to ultraviolet sunlight).

Q: What are the symptoms of a cataract?

A: The most common symptoms of a cataract are:

Cloudy or blurry vision, Colors seem faded, Glare. Headlights, lamps, or sunlight may appear too bright, A halo may appear around lights, Poor night vision, Double vision or multiple images in one eye. (This symptom may clear as the cataract gets larger.) Frequent prescription changes in your eyeglasses or contact lenses.

These symptoms also can be a sign of other eye problems. If you have any of these symptoms, check with your eye doctor.

2 성형피부 상품 7개



2.1 가슴성형-유방확대-유방축소(Breast Augmentation & Breast Reduction)

(1) 유방확대(Breast Augmentation)

Surgery Title	Breast Augmentation (Breast Implants)
Cost All taxes included	\$7,000 ~9,000 (USD)
Package Content	<p> Hospital Admission: 1 night Duration of operation: Two to three hours Anesthetic: General anesthesia Recovery: 2 weeks </p> <ul style="list-style-type: none"> ▶ Greeting with sign picket at the airport arrivals gate and transportation to the hospital ▶ 1 night hospital stay including all meals (meals for companion for additional fee) <p>Stay in an air conditioned room. One companion can also stay with the patient in this room, which is equipped with LCDTV connected to cable 23"~33", Digital Multi Player, computer with internet, computer keyboard for each language, internet surfing facility, attached washroom, fridge, hair dryer, electric hot water pot, complimentary tea and coffee, complimentary toothbrush, toothpaste, fresh towels, sheets and game player on request</p> <ul style="list-style-type: none"> ▶ Doctor team fees, hospital costs, medications and supplies ▶ Nursing assistance throughout stay ▶ Pre-operative exams : X-Ray (chest), Urine test, EKG, Blood test ▶ Surgery costs ▶ Breast implants ▶ All pre and post consultations



	<ul style="list-style-type: none"> ▶ Regular post-discharge medication (usually antibiotics and pain medication) ▶ Comprehensive medical report before discharge. ▶ Nursing assistance throughout stay <p>Additional Services</p> <ul style="list-style-type: none"> ▶ Visa and travel document assistance (Documents to assist you through immigration after your surgery) ▶ Translation service ▶ A companion may stay together with you in hospital for no extra charge ▶ Support Bra for after the surgery ▶ Computer in hospital room with internet service ▶ Welcome beverages and snacks in hospital room ▶ Welcome fruit and flowers in room ▶ Currency exchange. We accept most credit cards (Visa, Master, BC, ...) ▶ A phone with a screen attached to contact our coordinator 24 hours a day ▶ International clients can make cheap international calls ▶ Seasonal gift (Travel suitcase belt, Knee blanket etc.) ▶ 10kgs extra luggage carry-on
Additional Fees	<ul style="list-style-type: none"> ▶ Additional nights at the hospital or hotel Stay in Korea: 7 night (nearby facilities), => extra charge -Plane ticket -Items of a personal nature e.g. massage, telephone calls, snacks, sending mail -Treatment of underlying diseases or complications such as infection etc. -Medical treatment unrelated to the main procedure -Meals and Medical treatment for companion -Personal items and services: massage, telephone calls, snacks -Postal Service (Luggage, Medicine, Parcels) -Caretaker (If you need help moving around for the first few days after your surgery, you may opt to hire a full time caretaker for 50,000 won~100,000 won a day, who speaks the language of choice.) -Shopping guide for full day -Smart phone rental with free internet connection

	<p>(you may use the camera or realtime function to show friends and family how you are doing daily)</p> <p>▶ English Newspaper delivered to your room everyday</p> <p>-You will be notified if additional costs arise for your surgery</p>
Candidates	<p>The best candidates for breast augmentation surgery are:</p> <ul style="list-style-type: none"> ▶ Women who feel their breast size is too small ▶ Women who want a balanced pair of breasts ▶ Women who are physically healthy and emotionally stable with realistic expectations as to what the surgery can and cannot do <p>However, these conditions must be met:</p> <ul style="list-style-type: none"> -Above 18 years old -No autoimmune disease such as lupus -No history of radiotherapy -Not pregnant or nursing -Not suffering from Breast cancer malignant
<p>Surgery description (Introduction)</p>	<p>Over time, age, genetics, pregnancy, weight changes, sun exposure, and gravity can cause the size and shape of breasts to change. Breast augmentation can help women who are dissatisfied with the size of their breasts, or who have experienced changes in the appearance of their breasts.</p> <p>Breast augmentation is one of the most common plastic surgery procedures performed today, however you should carefully consider whether breast augmentation is suitable for you before deciding to go ahead. You may ask your surgeon any questions that you may have and he or she will give you guidance and advice to make sure that your choice is fully-informed.</p> <div style="display: flex; justify-content: space-around; align-items: center;">   </div> <div style="display: flex; justify-content: space-around; align-items: center;"> <p>〈Before Image〉</p> <p>〈After Image〉</p> </div>



	<div data-bbox="475 296 890 642" data-label="Image"> </div> <div data-bbox="616 646 799 682" data-label="Caption"> <p>〈Before Image〉</p> </div> <div data-bbox="912 296 1327 642" data-label="Image"> </div> <div data-bbox="1016 646 1184 682" data-label="Caption"> <p>〈After Image〉</p> </div> <div data-bbox="475 730 890 1041" data-label="Image"> </div> <div data-bbox="616 1050 799 1083" data-label="Caption"> <p>〈Before Image〉</p> </div> <div data-bbox="912 730 1327 1041" data-label="Image"> </div> <div data-bbox="1016 1050 1184 1083" data-label="Caption"> <p>〈After Image〉</p> </div>
<p>Incision sites</p>	<p>► Incision sites Breast implants for augmentation may be placed via various types of incisions</p> <div data-bbox="454 1266 869 1612" data-label="Image"> </div> <p>Transaxillary - an incision is placed in the armpit and the dissection tunnels medially. This approach allows implants to be placed with no visible scars on the breast and is more likely to consistently achieve symmetry of the inferior implant position.</p> <p>Periareolar - an incision is placed along the areola border. The incision is placed around the inferior half, or the medial half of the</p>

	<p>areola's circumference. Silicone gel implants can be difficult to place via this incision due to the length of incision required (~5cm) for access. As the scars from this method occur on the edge of the areola, they are comparatively less visible than the other methods.</p> <p>Inframammary - an incision is placed below the breast within the breast fold (infra-mammary fold). This incision is the most common approach and affords maximum access for precise dissection and placement of an implant. This method can leave slightly more visible scars in smaller breasts which don't drape over the IMF.</p> <p>Transumbilical - a technique where an incision is placed in the navel and dissection tunnels superiorly. This approach enables implants to be placed with no visible scars on the breast, but makes appropriate dissection and implant placement more difficult. Trans-umbilical procedures are performed with an endoscope (tiny lighted camera) to assist dissection. This technique is not appropriate for placing silicone gel implants due to potential damage of the implant shell during blunt insertion.</p> <p>-Incisions vary based on the type of implant, degree of enlargement desired, your particular anatomy, and patient-surgeon preference.</p> <p>-Breast augmentation does not correct severely drooping breasts. If you want your breasts to look fuller and to be lifted due to sagging, a breast lift may be required in conjunction with breast augmentation.</p>
Types of implants	<p>When assessing the size and placement of the implant, the aim is to augment your breasts in proportion with your body and to maintain a natural look. The size and placement of the implant chosen depends on many factors, such as your current cup size, your desired cup size, breast anatomy, skin elasticity and body type.</p> <p>1. Cohesive gel filled implant</p> <p>Cohesive gel implants are filled with an elastic silicone gel. The gel feels and moves much like natural breast tissue. What distinguishes cohesive implants is that the silicone gel is firmer, essentially a soft solid. If a cohesive implant is cut in half, there is no gross movement of gel, and the implant maintains its shape. If the implant leaks, the gel may remain within the implant shell.</p>



	<p>〈FAQ about cohesive gel implant〉</p> <p>Q. Are cohesive gel implants safe?</p> <p>A. The cohesive gel filled breast implant is one of the most extensively studied medical devices. Cohesive gel implant has clinically tested during ten years in USA, before approval of FDA. In Korea, KFDA (Korea Food & Drug Administration) has approved cohesive gel for breast implant in 2007. The results of studies are-they don't increase possibility of breast cancer-they don't affect on breast feeding-they are not associated with any other diseases. Numerous scientific studies over the years have shown that cohesive gel filled implants are both safe and effective for breast augmentation and reconstruction.</p> <p>Q. What is the surgical method of breast augmentation using cohesive gel implants?</p> <p>A. Since cohesive gel is a firm stable filler, it is difficult to insert through navel or areola. So axillary incision or infra-mammary fold incision will be made for placement of implants.</p> <p>2. Saline filled implant</p> <p>Saline implants are the most frequently used implants. The shell of the implant is strong silicone, and it is filled with sterile saline solution at the time of surgery. Should these implants ruptured, the body will absorb the saline naturally expelled by the body.</p>
Points to inform surgeon	<ul style="list-style-type: none"> -Details about the desired outcome you desire -Concerns about scars -History of all medical conditions and medication you are taking (hypertension , intake of warfarin, etc) -Allergies to medication and food
Preparing for surgery	<p>Avoid aspirin and blood thinning medication such as brufen for two weeks prior to the surgery to eliminate the chance of post operation bleeding. You should not smoke for 2 weeks prior to the surgery as this may affect your reaction to the anesthetic and prolong the healing process.</p>
Post operative care	<p>All dressings and bandages are removed on the second or third day following the procedure. Afterwards, you are free to bath and shower as usual. You will be directed by your nurse on the correct procedure and the reasons for breast massage which should be conducted twice a day or as directed by your surgeon. You will also be recommended to wear a special support bra for 2-3 weeks.</p>

	<p>Avoid any form of lifting for several weeks after the surgery and avoid any physical contact (direct stimulation) for a few weeks as the breasts will still be sore. You will probably be able to resume exercise and normal physical activities within a month or two, after the residual soreness has subsided.</p> <p>Women that choose silicone implants should have an annual mammogram to ensure that their implants are not leaking, as silicone leaks out slowly unlike saline which is easier to rupture and will deflate fairly quickly. If there is a leakage or break in the implant, it should be replaced.</p>
Complications	<p>Since 2000, statistics show that a low number of silicone or saline implant recipients have experienced complications.</p> <p>Capsular contracture occurs if the capsule, or shell, around the implant begins to tighten and thicken. This will cause the breast to feel hard and appear unnatural. Preventing this can be best achieved by regular self-massage. Your surgeon will advise you on just how to do this. Should a problem arise, there are a number of ways to correct the issue. Sometimes removal of the capsule is required, or perhaps the implant may need to be replaced, however this is uncommon if you follow your surgeon's directions.</p> <p>If a breast does become infected or deflated, the implant must be removed immediately. You will need to wait several months before repeating the operation.</p> <p>Despite bleeding generally being minimal during the operation, there is a possibility that continual bleeding after surgery may result in a blood clot - which would need to be removed. This is uncommon and it is suggested you remain in Thailand for approximately 2 weeks for your surgeon to monitor your improvement after surgery. Infection is uncommon, but possible. Your surgeon should provide you with antibiotics prior to surgery to eliminate this possibility. A reputable accredited surgeon will perform these procedures to eliminate risk.</p> <p>Detecting breast cancer may be more difficult.</p>
Easy Steps	<p>We do not have long waiting lists in South Korea for this type of surgery. We would thus be able to schedule your surgery at a time that is convenient for you. To initiate the process you would need to fill in the questionnaire below. We will then communicate directly with you by phone or e-mail, in order to obtain more detailed information and initiate the contact between yourself and the surgeon. Send in your pictures and requests and we will show you a 3D image of what the outcomes will look like. We will gladly help you through each step.</p>



	<p>Please attain traveler's insurance for yourself and people accompanying you before you enter Korea. Note: Traveler's insurance does not cover surgical procedures for aesthetic purposes or treatment for pre-existing conditions, yet it will cover all acquired illnesses and injuries after entering Korea. Ex) Common cold, traffic accident etc.</p> <ol style="list-style-type: none"> 1. Contact Our hospital's coordinator by email : ○○○○○○@gmail.com Include : Name, Date of Birth, Height, Weight, Symptoms, Clear pictures of breasts (from the front and the side), Time frame you would like to schedule your surgery 2. Coordinator will communicate information to the physician 3. Schedule appointment and fill out questionnaire about medical history 4. We will send documents for visa assistance 5. Communicate with coordinator about your flight schedule and we will be able to greet you at the airport 6. Apply for travelers insurance before entering Korea. 7. Initial consultation with doctor 8. Admission to hospital (we will guide you to your room and give you a detailed explanation about the hospital facilities and your surgery) 9. Surgery 10. Stay in hospital for 2 nights (Remove bandages and wear post surgery support bra) 11. Check into hotel (we advise you to stay in Korea for at least one week so that we may monitor your recovery) 12. Post surgery doctor's appointment (2 times) 13. Depart back to home country (we will assist you to the airport)
Breast Augmentation Recovery	<p>Back to normal lifestyle: 3-5 days More strenuous activity: 3-4 weeks Fading of scars: several months to a year or more</p>
Doctor's Information	<p>Among the 700,000 high school graduates each year, only the top 1% are qualified to enter Medical School. Doctors in Korea must study at a Medical University for 6 years, including a 4 year Medical Graduate school course, oneyear of internship and 4 years of residency. After these 11 years, the doctor must pass a difficult national exam to be qualified as a specialist. The average monthly salary of a doctor in Korea is \$15,000 USD. Therefore, doctors that have attained a degree above specialist in Korea can be considered to have attained a first-rate global standard of proficiency.</p>

	<p>Specialties</p> <p>Plastic Surgery</p> <p>Language Korean, English</p> <p>Credentials</p> <p>Board of Plastic Surgery of KOREA</p> <p>Medical Education 000 000</p> <p>Specialty Training 000 000</p> <p>International Training & Post-Graduate Courses 000 000</p> <p>Work Experience 000 000</p>
Hospital Information	<p>The wide range of cosmetic services offered –from breast augmentation to facelift, from tummy-tuck to liposuction makes oooooo a 'one-stop shop' for beauty</p>
Nearby Facilities	<p>▶ LOTTE HOTEL</p> <p>A representative room of the New Wing, the spacious Deluxe Room is modern and elegant in style. It offers the most comfortable place to rest while doing business or just visiting.</p> <p>₩ 50,000 for extra bed</p> <p>There is a 10% tax, and 10% service fee (Total 21%) for all listed prices</p>



Service

Complimentary use of Fitness Club (including swimming pool / 6:00am~9:30 pm Closed on last Monday of each month)

2 Complimentary bottles of water daily (Lotte Icis bottled water, 3 bottles of water will be provided for three staying guests.)

High-speed wired internet access (paid service)

Newspaper (Korean and English newspapers are available, We are unable to provide Japanese newspapers.)

Voice answering service

Turndown service

Complimentary coffee, tea service

Disposable items such as toothbrush, toothpaste, razor and shaving foam are provided in the bathroom

► Facilities

Large LCD TV, shower booth, phone in the bathroom, bidet, work desk with stationary, mobile phone (paid service), tea pot, telephone, safe deposit box, hair dryer, emergency flashlight, slippers, Aloe Vera bathroom amenities, bath robe, shoe polish, shoe horn, yukata gown, plastic bag, umbrella

► Car rental service

► Entertainment(within 30 minute distance)

Boat tour on the Han River / Boat ride activities / Lotte world amusement park / KyeongBok Palace/ Billiard / Spa and Sauna / Fishing / Golf / Skiing Resort / Swimming pool park / Indoor Basketball / Park Golf / Hotspring Sauna / Temple / Observatory

RestaurantsDuck, Beef, Pork, Chicken Korean Barbecue

Nengmyeon (Cold noodles), Kalgooksoo (warm noodles) , Tokbokki (ricecakes in spicy sauce) , Steakhouse,Pizza and Spaghetti, Chinese food

	<p>Shop away in Seoul. We will gladly give you tips about where to go to have an enjoyable time while here in Korea.</p> <p>Korean Transportation is relatively cheap. The basic fee for a taxi starts at \$2. And busses and subway fares also cost \$1~\$2 dollars. Express bus fees cost around \$4~\$10.</p>
Package comparison	<p>〈Thailand〉 http://www.yanhee.net/treatment-procedure/breast-implants http://www.bumrungrad.com/overseas-medical-care/medical-services/procedures/plastic-surgery/breast-augmentation-type.aspx http://www.plastic-surgery-phuket.com/Thailand-Breast-Implants-Augmentation</p> <p>〈USA〉 http://www.mayoclinic.org/breast-augmentation/</p> <p>〈JAPAN〉 http://www.coquelicot.co.jp/e/surgery/breastaugmentaion/breast_augmentation.html</p> <p>〈Argentina〉 http://www.placidway.com/package/71/Exclusive-Breast-Augmentation-Package-in-Argentina-from-%243850/</p> <p>〈Europe〉 http://www.placidway.com/package/222/Breast-Augmentation-and-Lift-Package-by-Solis-Turkey/ http://www.placidway.com/package/71/Exclusive-Breast-Augmentation-Package-in-Argentina-from-%243850/ http://www.placidway.com/package/242/Breast-Cosmetic-Surgery-in-Munich/</p>
Coordinator Contact Information	<p>Telephone: +82-2-000-0000 English hot line: +82-10-0000-0000 E-Mail: surgery@ps.com messenger: surgery@hotmail.com</p>
FAQs	<p>Q1 : What are the advantages and disadvantages of silicone and saline implants?</p> <p>A1 : Silicone has a more natural feel and look. In the occurrence of leakage, saline is much less injurious to the surrounding tissues.</p>



Q2 : What are some points to consider about placing implants over or under the muscle?

A2 : Implant movement when pectorals are flexed is more obvious with implants below the muscle. Women with scant natural breast tissue will have less obvious “augmented look” if implants are placed below the muscle. Mammograms are reportedly slightly less accurate if implants are above the muscle.

Q3 : Will I be asleep during surgery?

A3 : You will be asleep under general anesthesia.

Q4 : How long will I stay in the hospital?

A4 : You will be admitted for 1-2 nights, after which you may go back to your hotel. You may do some shopping and sightseeing while waiting for your follow up schedule, but take care not to do any lifting, swimming and other strenuous activities.

Q5 : How many days after the operation can I leave Korea?

A5 : You need to return for a check-up 7-10 days after surgery, after which you can travel or return to work.

Q6 : How long is the recovery period?

A6 : Most patients can walk around slowly the day after surgery, and steadily improve over the next few days. There will be swelling and bruising, most of which will resolve in about 2 weeks. Limitation of physical activity and contact with breasts must be observed for about 4 weeks. Full wound maturation and final results will gradually occur over 6-12 months.

Q7 : How do I care for myself after the operation?

A7 : Your surgeon will teach you a special breast massage technique and prescribe a support bra for a few months.

Q8 : What could go wrong?

A8 : Some risks of surgery include bleeding, adverse response to anesthesia, infection, delayed healing, asymmetry, nerve injury, numb areolae and nipples, contractures or raised growth of scar tissue at incision site, contracture around the implant, rippling of skin over some parts of the implant, leakage, and need for revision surgery.

Q9 : How do I prepare for surgery?

	<p>A9 : To avoid complications and reduce risk factors you need to stop smoking, drinking alcoholic beverages, taking hormonal pills, herbal supplements, and medicines (other than those that your doctor allows you continue), at least two weeks before your schedule. People with diseases need surgical clearance from their medical specialist.</p> <p>Q10 : Do I need any kind of Insurance?</p> <p>A10 : Plastic surgery is not usually covered by insurance. But we highly recommend that you and your companions apply for travelers insurance to cover sudden illnesses or accidents that may occur during your stay in Korea.</p>
--	--

*Please note that this brochure should be used only as a guide for your treatment.
All specifics will be discussed with your Physician during your consultation*

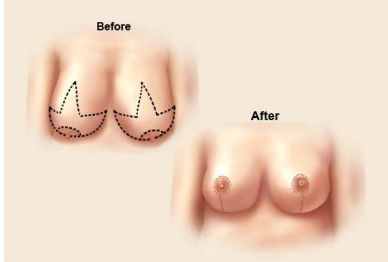



(2)유방축소(Breast reduction)

Surgery Title	Breast Reduction
Cost All tax included	\$7,000 ~ \$13,000 (USD)
Package Content	<p>Our fully inclusive packages includes the following services</p> <p>Duration of operation : Two to four hours Anaesthetic : General anaesthesia Hospital Admission : 2 night</p> <ul style="list-style-type: none"> ▶ Greeting with sign picket at the airport arrivals gate and transportation to the hospital ▶ 2 night hospital stay including all meals (meals for companion are extra) <p>Stay in an air conditioned room. One companion can also stay with the patient in this room, which is equipped with LCDTV connected to cable 23"~33", Digital Multi Player, computer with internet, computer keyboard for each language, internet surfing facility, attached washroom, fridge, hair dryer, electric hot water pot, complimentary tea and coffee, complimentary toothbrush, toothpaste, fresh towels, sheets and game player on request</p> <ul style="list-style-type: none"> ▶ Doctor team fees, hospital costs, medications and supplies ▶ Nursing assistance throughout stay ▶ Pre-operative exams : X-Ray (chest), Mammogram,Urine test, EKG, Blood test (CBC, PT & PTT, Anti HIV) ▶ Surgery costs ▶ All pre and post consultations ▶ Regular post-discharge medication (usually antibiotics and pain medication) ▶ Comprehensive medical report before discharge. ▶ Post surgical support bra ▶ Currency exchange ▶ We accept International Credit Cards (Master, Visa, BC, please check with the hospital about the credit card you plan to use) ▶ Visa and travel document assistance

	<ul style="list-style-type: none"> ▶ Documents to assist you through immigration after your surgery ▶ Document assistance for insurance reimbursement ▶ Translation services ▶ A phone with a screen attached to contact our coordinator 24 hours a day ▶ International clients can make cheap international calls from our office
Additional Fees	<ul style="list-style-type: none"> -Hotel / Condominium accommodations -Plane ticket -Treatment of underlying diseases or complications such as infection etc. -Medical treatment unrelated to the main procedure -Meals and Medical treatment for companion -Caretaker (If you need help moving around for the first few days after your surgery, you may opt to hire a full time caretaker for 50,000 won~100,000 won a day, who speaks the language of choice.) -Personal items and services: massage, telephone calls, snacks -Postal Service (Luggage, Medicine, Parcels) -You will be notified of any additional costs arise
Candidates	<p>Women who are troubled by very large, sagging breasts that restrict activities and cause physical discomfort. In most cases, breast reduction isn't performed until the patient's breasts are fully developed. The procedure can be done earlier however if large breasts are causing serious physical discomfort.</p> <p>Ideal candidates for breast lift surgery include:</p> <ul style="list-style-type: none"> • Women over the age of 18. • Women who have drooping breasts (breasts with stretched skin and less volume than in the past). • Women in good physically healthy and emotionally stable. • Women who are not pregnant or breastfeeding • Women who do not have plans to lose excessive amounts of weight. <p>Patients with the following health problems and who may create high risk in surgery will not be eligible for participation in the Breast Reduction surgery program:</p> <ul style="list-style-type: none"> -Blood Clots -Patients who are suffering from choral disease, diabetes or HIV





<p>Surgery description</p>	<p>During surgery, the surgeon removes excess skin and tightens the remaining skin. The surgeon starts by assessing the required lift and fullness needed to achieve the desired result. This is done by marking a new nipple position. Using a scalpel, the surgeon then makes an incision along the pre-marked lines and separates the skin from the tissues below. The excess breast fat is then removed, the nipple relocated to its new position and finally the new breast shape is reconstructed. The incision is usually made around the nipple and under the surface of the breast, like an upside down T, however a different technique may be used depending on the degree to which your breasts sag.</p> <p>Commonly, a breast lift is performed in conjunction with breast reduction to achieve a more youthful breast appearance.</p>   <p>〈Before Image〉 〈After Image〉</p>
<p>Advantages</p>	<p>Breast reduction is very successful at reducing the weight of very heavy breasts, making it easier to enjoy an active lifestyle and a wider range of clothes which flatter your figure. Women find that this surgery often relieves chronic back, neck, and shoulder pain. The main benefit of the reduction is functional, but you also get a breast lift which will enhance your appearance.</p>
<p>Discuss with your doctor</p>	<ul style="list-style-type: none"> -Details about the outcome you desire -Concerns about scars -History of all medical conditions and medication you are taking (prescription and nonprescription) -Allergies to medication and food

Breast Reduction Recovery	<p>Back to normal lifestyle: 3 to 4 weeks Strenuous activity: about 6 weeks Fading of scars: several months to a year or more</p> <p>Following the surgery drainage tubes may be positioned to drain extra blood or secretions. You may feel pain with sharp moves or coughing. You will receive painkillers to relieve any pain. Bandages will be removed a 1-2 days after the operation. Wear a support bra for 4-6 weeks until the lesions heal completely. Tingling sensations or currents may last for a few months or even a year.</p> <p>If you experience shortness of breath, chest pains, or unusual heart beats, seek medical attention immediately. Should any of these complications occur, you may require hospitalization and additional treatment.</p>
Side Effects	<p>Permanent scars Possibility of slightly mismatched breasts, unevenly positioned nipples All surgery is associated with bruising, so you should expect this for 7-10 days after your operation. You may start to see the results quickly but you will not see the final benefits of your surgery for many months.</p> <p>Complications As with any surgery, there is always a possibility of complications, including bleeding, infection, or reaction to anesthesia. Some patients can develop small sores around their nipples after surgery. These can be treated with antibiotic creams. You can reduce your risks by closely following the instructions we provide you before and after the surgery.</p>
Easy steps	<p>We do not have long waiting lists in South Korea for this type of surgery. We would thus be able to schedule your surgery at a time that is convenient for you. To initiate the process you would need to fill in the questionnaire below. We will then communicate directly with you by phone or e-mail, in order to obtain more detailed information and initiate the contact between yourself and the surgeon. Send in your pictures and requests and we will show you a 3D image of what the outcomes will look like. We will gladly help you through each step.</p> <p>Please attain traveler's insurance for yourself and people accompanying you before you enter Korea.</p> <p>Note: Traveler's insurance does not cover surgical procedures for aesthetic purposes or treatment for pre-existing conditions, yet it will cover all acquired illnesses and injuries after entering Korea. Ex) Common cold, traffic accident etc.</p>



	<ol style="list-style-type: none">1. Contact Our hospital' s coordinator by email : ○○○○○yahoo.com Include : Name, Date of Birth, Height, Weight, Symptoms, Clear pictures of breasts (from the front and the side), Time frame you would like to schedule your surgery2. Coordinator will communicate information to the physician3. Schedule appointment and fill out questionnaire about medical history4. We will send documents for visa assistance5. Communicate with coordinator about your flight schedule and we will be able to greet you at the airport6. Apply for travelers insurance before entering Korea.7. Initial consultation with doctor8. Admission to hospital (we will guide you to your room and give you a detailed explanation about the hospital facilities and your surgery)9. Surgery10. Stay in hospital for 2 nights (Remove bandages and wear post surgery support bra)11. Check into hotel (we advise you to stay in Korea for at least one week so that we may monitor your recovery)12. Post surgery doctor' s appointment (2 times)13. Depart back to home country (we will assist you to the airport)
Doctor's Information	<p>This is a complicated and difficult surgery among breast surgeries which has the possibility of big scars remaining or the loss of nursing capacity. Therefore it is important to choose a surgeon with much experience in this field.</p> <p>Among the 700,000 high school graduates each year, only the top 1% are qualified to enter Medical School. Doctors in Korea must study at a Medical University for 6 years, including a 4 year Medical Graduate school course, one year of internship and 4 years of residency. After these 11 years, the doctor must pass adifficult national exam to be qualified as a specialist. The average monthly salary of a doctor in Korea is \$15,000 USD. Therefore, doctors that have attained a degree above specialist in Korea can be considered to have attained a first-rate global standard of proficiency.</p> <p>Specialties</p> <p>Plastic Surgery</p> <p>Language</p>

	<p>Korean, English</p> <p>Credentials</p> <p>Board of Plastic Surgery of KOREA</p> <p>Medical Education 000 000</p> <p>Specialty Training 000 000</p> <p>International Training & Post-Graduate Courses 000 000</p> <p>Work Experience 000 000</p>
Hospital Information	<p>The wide range of cosmetic services offered –from breast augmentation to facelift, from tummy-tuck to liposuction makes oooooo a 'one-stop shop' for beauty</p>
Nearby Facilities	<p>▶ LOTTE HOTEL</p> <p>A representative room of the New Wing, the spacious Deluxe Room is modern and elegant in style. It offers the most comfortable place to rest while doing business or just visiting. ₩ 50,000 for extra bed There is a 10% tax, and 10% service fee (Total 21%) for all listed prices</p> <div>   </div>



	<p>Service</p> <p>Complimentary use of Fitness Club (including swimming pool / 6:00am~9:30 pm Closed on last Monday of each month)</p> <p>2 Complimentary bottles of water daily (Lotte Icis bottled water, 3 bottles of water will be provided for three staying guests.)</p> <p>High-speed wired internet access (paid service)</p> <p>Newspaper (Korean and English newspapers are available. We are unable to provide Japanese newspapers.)</p> <p>Voice answering service</p> <p>Turndown service</p> <p>Complimentary coffee, tea service</p> <p>Disposable items such as toothbrush, toothpaste, razor and shaving foam are provided in the bathroom</p> <p>► Facilities</p> <p>Large LCD TV, shower booth, phone in the bathroom, bidet, work desk withstationary, mobile phone (paid service), tea pot, telephone, safe deposit box, hair dryer, emergency flashlight, slippers, Aloe Vera bathroom amenities, bath robe, shoe polish, shoe horn, yukata gown, plastic bag, umbrella</p>
Package comparison	<p>〈Thailand〉</p> <p>http://www.bumrungrad.com/overseas-medical-care/medical-services/procedures/plastic-surgery/breast-reduction-type.aspx</p> <p>http://www.yanhee.net/treatments-procedures</p> <p>http://www.thailand-plastic-surgeon.com/breast-plastic-surgery-procedures/breast-lift-surgery-mastopexy-cosmetic-procedure-209.html</p> <p>〈India〉</p> <p>http://www.vitalclinic.com/breast_reduction.asp</p> <p>〈USA〉</p> <p>http://www.mayoclinic.org/cosmetic-surgery/breastlift.html</p>
Coordinator Contact Information	<p>Telephone: +82-2-000-0000</p> <p>English hot line: +82-10-0000-0000</p> <p>E-Mail: surgery@ps.com</p> <p>messenger: surgery@hotmail.com</p>

FAQs	<p>Q1: Will I be asleep during surgery? A1: You will be asleep under general anesthesia.</p> <p>Q2: How long will I be in the hospital? A2: The operation will last 1-2 hours. Afterward, you will be monitored closely in the hospital for 2 nights.</p> <p>Q3: How long will I stay in the hospital? A3: You will be admitted for 2 nights, after which you may go back to your hotel. You may do some shopping and sightseeing while waiting for your follow-up schedule, but take care not to do any lifting, swimming and other strenuous activities.</p> <p>Q4: How many days after operation can I leave Korea? A4: You need to come for check-up 7-10 days after surgery, after which you can travel or return to work.</p> <p>Q5: How long is the recovery period? A5: Most patients can walk around slowly the day after surgery, and steadily improve over the next few days. There will be swelling and bruising, most of which will resolve in about 2 weeks. Limitation of physical activity and contact with breasts must be observed for about 4 weeks. Full wound maturation and final results will gradually occur over 6-12 months.</p> <p>Q6: How do I care for myself after the operation? A6: You need to wear a support bra for a few months. Avoid under-wire bras during this recovery time.</p> <p>Q7: Is the lifted result permanent? A7: The effects of aging will continue after you have had surgery, so over the years, the breasts could slowly sag again. It is important to note that pregnancy, lactation, and significant fluctuations in weight will cause the breasts to sag faster.</p> <p>Q8: Aside from the improved appearance of my breasts, will there be other changes? A8: Breast Reduction can interfere with results of a mammogram. Because of tissue removal, it may also be detrimental to breastfeeding.</p> <p>Q9: What could go wrong?</p>
------	---



A9: Some risks of surgery include bleeding, adverse response to anesthesia, infection, delayed healing, asymmetry, nerve injury, numb areolas and nipples, contractures or raised growth of scar tissue at incision site and need for revision surgery.

Q10: How do I prepare for surgery?

A10: To avoid complications and reduce risk factors you need to stop smoking, drinking alcoholic beverages, taking hormonal pills, herbal supplements, and medicines (other than those that your doctor allows you continue), at least two weeks before your schedule. People with diseases need surgical clearance from their medical specialist

Q11: Do I need any kind of Insurance?

A11: Plastic surgery is not usually covered by insurance. But we highly recommend that you and your companions apply for travelers insurance to cover sudden illnesses or accidents that may occur during your stay in Korea.

3.2. 눈성형-쌍꺼풀 수술-눈밑지방제거(Double Eyelid & Blepharoplasty)

(1) 쌍꺼풀 수술(Double eyelid Surgery)

Surgery Title	Double eyelid Surgery
Cost All taxes included	<p>Non incisional double eyelid op: \$1,000 ~ \$1,200 (USD)</p> <p>Partial incisional double eyelid op: \$1,200 ~ \$1,500 (USD)</p> <p>Incisional double eyelid op:\$1,200 ~ \$1,700(USD)</p>
Package Content	<p>Duration of operation: Non incision : 20 min Partial incision: 40 min Full incision: 40 min</p> <p>Anesthetic: Local anesthesia</p> <p>Our fully inclusive packages includes the following services</p> <ul style="list-style-type: none"> ▶ Greeting with sign picket at the airport arrivals gate and transportation to the hospital ▶ Doctor team fees, hospital costs, medications and supplies ▶ Surgery costs ▶ All pre and post consultations ▶ Regular post-discharge medication (usually antibiotics and pain medication) ▶ Comprehensive medical report before discharge. ▶ Currency exchange ▶ Nursing assistance throughout stay <p>Additional Services</p> <ul style="list-style-type: none"> ▶ Visa and travel document assistance ▶ Translation services ▶ Documents to assist you through immigration after your surgery ▶ Document assistance for insurance reimbursement ▶ A phone with a screen attached to contact our coordinator 24 hours a day



	<ul style="list-style-type: none"> ▶ International clients can make cheap international calls ▶ Seasonal gift (Travel suitcase belt, Knee blanket etc.)
Additional Fees	<ul style="list-style-type: none"> -Hotel / Condominium accommodations -Plane ticket -Site seeing -Items of a personal nature e.g. massage, telephone calls, snacks, sending mail -Treatment of underlying diseases or complications such as infection etc. -Medical treatment unrelated to the main procedure -Meals and Medical treatment for companion -Personal items and services: massage, telephone calls, snacks -Postal Service (Luggage, Medicine, Parcels) -Shopping guide for full day -Smart phone rental with free internet connection (you may use the camera or realtime function to show friends and family how you are doing daily) ▶ English Newspaper delivered to your room everyday -You will be notified if additional costs arise for your surgery
Candidates	<ul style="list-style-type: none"> ▶ Non incision <ul style="list-style-type: none"> -Those who have thin unsagging eyelids, who can open and close their eyes fully -Fix an existing double eyelid line (lines) ▶ Partial incision <ul style="list-style-type: none"> -For those who have fatty eyelids but the skin is not baggy ▶ Full incision <ul style="list-style-type: none"> -For those who have sagging or thick eyelids -People whose previous double eyelid procedure has come undone (with the non-incision method or partial incision methods) -People whose eyelid strength is weak resulting in a tired sleepy look
Surgery description	<p>Double eyelid surgery has been reported to be the most common aesthetic procedure in Asia. This procedure may seem simple, but it is actually one of the most complicated cosmetic surgeries out there, for there are a number of anatomic differences in the upper eyelids.</p> <p>Several methods can be used to create double eyelids; including full-incision, partial incision, and non incision methods. Each method has</p>

it' s advantages, but it does largely depend on the patient' s anatomy and aesthetic desires.

▶ Full incision

The full Incision technique is recommended for eyelids with an ample amount of fat, thick skin, and/or severely lowered eyelids. In comparison to the non-incision technique, the full incision method causes prolonged swelling.

However, this procedure is the best technique for the thinning and slimming of the eyelid skin. The full-incision method permits the greatest ability to contour and modify the eyelid, according to the shape which you desire. The results from this method, provides a permanent double eyelid in almost all cases.

▶ Non incision

For the young patients with thin skinned eyelids, double eyelid surgery can be accomplished with no incisions or cutting. Sutures are passed inside the eyelid to create a new crease. This method is relatively simple, and is a worry-free procedure for creating double eyelids in Asian patients. It is also virtually scar free, since there are no incisions involved, and the swelling is very minimal compared to the other techniques. However, not all patients have the favorable physiological adaptability for this procedure.

▶ Partial incision

The partial incision technique is used to create double eyelids by removing adipose tissue (fat tissue) with a 2 to 3-mm incision. It is performed on those patients with an abundant amount of adipose tissue above their eyes. This procedure is for those who want double eyelids with a simple incision. The level of swelling is similar to that of the non-incision blepharoplasty.

Full Incision



〈Before Image〉

〈After Image〉



	<p>Partial Incision</p> <div data-bbox="470 409 1308 546"> </div> <p>〈Before Image〉 〈After Image〉</p>
Points to inform Surgeon	<ul style="list-style-type: none"> -Details about the desired outcome you desire -Concerns about scars -History of all medical conditions and medication you are taking (hypertension, intake of warfarin etc) -Allergies to medication and food
Recovery Period	<p>You may go home after the stitches are removed (2~5 days after the surgery)</p> <p>Make up: You may wear eye makeup 5~7 days after the surgery</p> <p>Recovery period: The swelling will withdraw after 1~2 weeks</p>
Side Effects	<p>Tightness of lids</p> <p>Burning, itching of eyes</p> <p>Excessive tearing and light sensitivity</p>
Easy Steps	<p>We do not have long waiting lists in South Korea for this type of surgery. We would thus be able to schedule your surgery at a time that is convenient for you. To initiate the process you would need to fill in the questionnaire below. We will then communicate directly with you by phone or e-mail, in order to obtain more detailed information and initiate the contact between yourself and the surgeon. Send in your pictures and requests and we will show you a 3D image of what the outcomes will look like. We will gladly help you through each step.</p> <p>Please attain traveler's insurance for yourself and people accompanying you before you enter Korea.</p> <p>Note: Traveler's insurance does not cover surgical procedures for aesthetic purposes or treatment for pre-existing conditions, yet it will cover all acquired illnesses and injuries after entering Korea. Ex) Common cold, traffic accident etc.</p>

	<ol style="list-style-type: none"> 1. Contact Our hospital's coordinator by email : oooo @yahoo.com Include : Name, Date of Birth, height, weight, symptoms, clear pictures of eyes and time frame you would like to schedule your surgery 2. Coordinator will communicate information to the physician 3. Schedule appointment and fill out questionnaire about medical history 4. We will send documents for visa assistance 5. Communicate with coordinator about your flight schedule and we will be able to greet you at the airport 6. Apply for travelers insurance before entering Korea, 7. Initial consultation with doctor 8. Admission to hospital (we will guide you to your room and give you a detailed explanation about the hospital facilities and your surgery and physical therapy schedule) 9. Surgery 10. Check into hotel (we advise you to stay in Korea for at least 5 days so that we may monitor your recovery) 11. Post surgery doctor's appointment (2 times) 12. Depart back to home country (we will assist you to the airport)
Doctor's Information	<p>Among the 700,000 high school graduates each year, only the top 1% are qualified to enter Medical School. Doctors in Korea must study at a Medical University for 6 years, including a 4 year Medical Graduate school course, one year of internship and 4 years of residency. After these 11 years, the doctor must pass a difficult national exam to be qualified as a specialist. The average monthly salary of a doctor in Korea is \$15,000 USD. Therefore, doctors that have attained a degree above specialist in Korea can be considered to have attained a first-rate global standard of proficiency.</p> <p>Specialties</p> <p>Plastic Surgery</p> <p>Language Korean, English</p> <p>Credentials</p> <p>Board of Plastic Surgery of KOREA</p> <p>Medical Education 000 000</p>



	<p>Specialty Training 000 000</p> <p>International Training & Post-Graduate Courses 000 000</p> <p>Work Experience 000 000</p>
Hospital Information	<p>The wide range of cosmetic services offered –from breast augmentation to facelift, from tummy-tuck to liposuction makes oooooo a 'one-stop shop' for beauty</p>
Nearby Facilities	<p>▶ LOTTE HOTEL</p> <p>A representative room of the New Wing, the spacious Deluxe Room is modern and elegant in style. It offers the most comfortable place to rest while doing business or just visiting. ₩ 50,000 for extra bed There is a 10% tax, and 10% service fee (Total 21%) for all listed prices</p> <div data-bbox="454 1176 1316 1493"> </div> <p>Service Complimentary use of Fitness Club (including swimming pool / 6:00am~9:30 pm Closed on last Monday of each month) 2 Complimentary bottles of water daily (Lotte Icis bottled water, 3 bottles of water will be provided for three staying guests.) High-speed wired internet access (paid service) Newspaper (Korean and English newspapers are available. We are unable to provide Japanese newspapers.) Voice answering service</p>

	<p>Turndown service Complimentary coffee, tea service Disposable items such as toothbrush, toothpaste, razor and shaving foam are provided in the bathroom</p> <p>▶ Facilities Large LCD TV, shower booth, phone in the bathroom, bidet, work desk with stationary, mobile phone (paid service), tea pot, telephone, safe deposit box, hair dryer, emergency flashlight, slippers, Aloe Vera bathroom amenities, bath robe, shoe polish, shoe horn, yukata gown, plastic bag, umbrella</p> <p>▶ Car rental service</p> <p>▶ Entertainment(within 30 minute distance) Boat tour on the Han River / Boat ride activities / Lotte world amusement park / KyeongBok Palace / Billiard / Spa and Sauna / Fishing / Golf / Skiing Resort / Swimming pool park / Indoor Basketball / Park Golf / Hotspring Sauna / Temple / Observatory</p> <p>RestaurantsDuck, Beef, Pork, Chicken Korean Barbecue Nengmyeon (Cold noodles), Kalgooksoo (warm noodles) , Tokbokki (ricecakes in spicy sauce) , Steakhouse,Pizza and Spaghetti, Chinese food etc</p> <p>Shop to your heart' s delight in Seoul. We will gladly give you tips about where to go to have an enjoyable time while here in Korea.</p> <p>Korean Transportation is relatively cheap. The basic fee for a taxi starts at \$2. And busses and subway fares also cost \$1~\$2 dollars. Express bus fees cost around \$4~\$10.</p>
Package comparison	<p>〈Singapore〉 \$2,500 ~ \$3,000 (USD)</p> <p>〈Thailand〉 \$700 ~ \$1200 (USD)</p> <p>〈Japan〉 \$ 800 ~\$2200 (USD)</p>



Coordinator Contact Information	Telephone: +82-2-000-0000 English hot line: +82-10-0000-0000 E-Mail: surgery@ps.com messenger: surgery@hotmail.com
FAQs	<p>Q1: Will I be asleep during the surgery? A1: Local anesthesia with sedation will be used to eliminate pain and reduce anxiety. However, you will not be put to sleep because the surgeon will need you to move your eyes from time to time while the surgery is going on.</p> <p>Q2: How many days should I stay in the hospital? A2: You may go back to your hotel after the surgery, but your doctor will ask you to return for follow up in about 1 week.</p> <p>Q3: Will the scars be visible? A3: Incisions will be carefully placed in the natural skin creases to make them as inconspicuous as possible.</p> <p>Q4: What is the length of time for recovery? A4: Your lids may be swollen and discolored, and you may have eye irritation with tearing after surgery but this will gradually improve every day. Your eyes should appear near normal by the end of two weeks. Final results can be expected as the scar tissue fully matures over 6-12 months.</p> <p>Q5: What could go wrong? A5: Some risks of surgery include bleeding, adverse response to anesthesia, infection, delayed healing, nerve injury, asymmetry, unfavorable scarring, and need for revision surgery.</p> <p>Q6: How do I prepare for surgery? A6: To avoid complications and reduce risk factors, your eyes, lids and lashes must be free from infection. Two weeks before your schedule, you need to stop smoking, drinking alcoholic beverages, taking hormonal pills, herbal supplements, and medicines other than those that your doctor allows you continue.</p>

(2) 눈밑지방제거(Blepharoplasty)

Surgery Title	Blepharoplasty
Cost All taxes included	Upper Blepharoplasty US\$1,200 ~ US\$2,000 Lower Blepharoplasty US\$1,200 ~ US\$2,000
Package Content	<p>Our fully inclusive packages include the following services</p> <p>Duration of operation: 1~3 hours Anesthetic: Local anesthesia or general</p> <ul style="list-style-type: none"> ▶ Airport Greeting and Transportation to Medical Center ▶ Doctor team fees, hospital costs, medications and supplies ▶ Surgery costs ▶ All pre and post consultations ▶ Regular post-discharge medication (usually antibiotics and pain medication) ▶ Comprehensive medical report before discharge. ▶ Currency exchange ▶ Nursing assistance throughout stay <p>Additional Services</p> <ul style="list-style-type: none"> ▶ Visa and travel document assistance ▶ Translation services ▶ Documents to assist you through immigration after your surgery ▶ Document assistance for insurance reimbursement ▶ A phone with a screen attached to contact our coordinator 24 hours a day ▶ International clients can make cheap international calls ▶ Seasonal gift (Travel suitcase belt, Knee blanket etc.)
Additional Fees	<p>-Hotel / Condominium accommodations</p> <p>-Plane ticket</p> <p>-Site seeing</p> <p>-Items of a personal nature e.g. massage, telephone calls, snacks, sending mail</p> <p>-Treatment of underlying diseases or complications such as infection etc.</p> <p>-Medical treatment unrelated to the main procedure</p>



	<ul style="list-style-type: none"> -Meals and Medical treatment for companion -Personal items and services: massage, telephone calls, snacks -Postal Service (Luggage, Medicine, Parcels) -Shopping guide for full day -Smart phone rental with free internet connection (you may use the camera or realtime function to show friends and family how you are doing daily) <p>► English Newspaper delivered to your room everyday</p> <ul style="list-style-type: none"> - You will be notified if additional costs arise for your surgery
Candidates	<ul style="list-style-type: none"> -Men and women over the age of 35 -Candidates who are physically and psychologically healthy and have realistic expectations from the procedure -Candidates with droopy eyes running in the family -Candidates without medical conditions such as hypothyroidism and Graves' disease -dry eye or lack of sufficient tearing -high blood pressure or other circulatory disorders -cardiovascular disease -diabetes -A detached retina or glaucoma, in which case the surgery can be done only if approved by an ophthalmologist
Surgery description	<p>Lower blepharoplasty is a cosmetic surgery procedure done to correct eye bags and weakened skin under the eyes formed by excess fat accumulation and dislocation that occurs with increasing age, by birth or disease resulting in aged or tired appearance or lesser peripheral vision.</p> <p>Upper blepharoplasty is a cosmetic surgery procedure done to correct drooping upper eyelids which occur with increasing age, by birth or disease causing an aged or tired appearance or lesser peripheral vision.</p> <ol style="list-style-type: none"> 1) The patient is made to sit upright after which the surgeon marks on the skin the areas where the incisions are to be made. 2) A sedative is given through an intravenous line to relax the patient. 3) A local anaesthetic is injected to numb the area of before surgery. 4) Incisions <p>► Lower Blepharoplasty</p>

An incision is made just below the eyelashes of the lower eyelid from where excess tissue is removed.

► **Upper Blepharoplasty**

Incisions are made in the natural creases or folds of the upper eyelids and the extra fat tissue is removed.

- 5) The sagging skin and muscle are trimmed after which the incision is closed using either dissolving or permanent sutures.
- 6) To remove the eye bags, incision is made inside the lower eyelid and the excess fat is removed or moved back to its original place after which the incision is closed using either dissolving or permanent sutures

The procedure takes around 1-3 hours to complete.

Upper Blepharoplasty



〈Before Image〉



〈After Image〉

Lower Blepharoplasty



〈Before Image〉

〈After Image〉



Points to inform surgeon	<ul style="list-style-type: none"> -Details about the desired outcome you desire -Concerns about scars -History of all medical conditions and medication you are taking (hypertension , intake of warfarin, etc) -Allergies to medication and food
Recovery Period	<p>You may go home after the stitches are removed (2~5 days after the surgery)</p> <p>Make up: You may wear eye makeup 5~7 days after the surgery</p> <p>Recovery period: The swelling will withdraw after 1~2 weeks</p>
Side effect	<p>Tightness of lids</p> <p>Burning, itching of eyes</p> <p>Excessive tearing and light sensitivity</p>
Easy Steps	<p>We do not have long waiting lists in South Korea for this type of surgery. We would thus be able to schedule your surgery at a time that is convenient for you. To initiate the process you would need to fill in the questionnaire below. We will then communicate directly with you by phone or e-mail, in order to obtain more detailed information and initiate the contact between yourself and the surgeon. Send in your pictures and requests and we will show you a 3D image of what the outcomes will look like. We will gladly help you through each step.</p> <p>Please attain traveler's insurance for yourself and people accompanying you before you enter Korea.</p> <p>Note: Traveler's insurance does not cover surgical procedures for aesthetic purposes or treatment for pre-existing conditions, yet it will cover all acquired illnesses and injuries after entering Korea. Ex) Common cold, traffic accident etc.</p> <ol style="list-style-type: none"> 1. Contact Our hospital's coordinator by email : oooo@yahoo.com Include : Name, Date of Birth, height, weight, symptoms, clear pictures of eyes and time frame you would like to schedule your surgery 2. Coordinator will communicate information to the physician 3. Schedule appointment and fill out questionnaire about medical history 4. We will send documents for visa assistance 5. Communicate with coordinator about your flight schedule and we will be able to greet you at the airport 6. Apply for travelers insurance before entering Korea.

	<p>7. Initial consultation with doctor</p> <p>8. Admission to hospital (we will guide you to your room and give you a detailed explanation about the hospital facilities and your surgery and physical therapy schedule)</p> <p>9. Surgery</p> <p>10. Check into hotel (we advise you to stay in Korea for at least 5 days so that we may monitor your recovery)</p> <p>11. Post surgery doctor's appointment (2 times)</p> <p>12. Depart back to home country (we will assist you to the airport)</p>
Doctor's Information	<p>Among the 700,000 high school graduates each year, only the top 1% are qualified to enter Medical School. Doctors in Korea must study at a Medical University for 6 years, including a 4 year Medical Graduate school course, oneyear of internship and 4 years of residency. After these 11 years, the doctor must pass a difficult national exam to be qualified as a specialist. The average monthly salary of a doctor in Korea is \$15,000 USD. Therefore, doctors that have attained a degree above specialist in Korea can be considered to have attained a first-rate global standard of proficiency.</p> <p>Specialties</p> <p>Plastic Surgery</p> <p>Language Korean, English</p> <p>Credentials</p> <p>Board of Plastic Surgery of KOREA</p> <p>Medical Education 000 000</p> <p>Specialty Training 000 000</p> <p>International Training & Post-Graduate Courses 000 000</p>



	<p>Work Experience</p> <p>000 000</p>
Hospital Information	<p>The wide range of cosmetic services offered –from breast augmentation to facelift, from tummy-tuck to liposuction makes oooooo a 'one-stop shop' for beauty</p>
Nearby Facilities	<p>► LOTTE HOTEL</p> <p>A representative room of the New Wing, the spacious Deluxe Room is modern and elegant in style. It offers the most comfortable place to rest while doing business or just visiting. ₩ 50,000 for extra bed There is a 10% tax, and 10% service fee (Total 21%) for all listed prices</p> <div data-bbox="453 892 1310 1209"> </div> <p>Service</p> <p>Complimentary use of Fitness Club (including swimming pool / 6:00am~9:30 pm Closed on last Monday of each month) 2 Complimentary bottles of water daily (Lotte lciis bottled water, 3 bottles of water will be provided for three staying guests.) High-speed wired internet access (paid service) Newspaper (Korean and English newspapers are available. We are unable to provide Japanese newspapers.) Voice answering service Turndown service Complimentary coffee, tea service Disposable items such as toothbrush, toothpaste, razor and shaving foam are provided in the bathroom</p> <p>► Facilities</p> <p>Large LCD TV, shower booth, phone in the bathroom, bidet, work desk with</p>

	<p>stationary, mobile phone (paid service), tea pot, telephone, safe deposit box, hair dryer, emergency flashlight, slippers, Aloe Vera bathroom amenities, bath robe, shoe polish, shoe horn, yukata gown, plastic bag, umbrella</p> <p>▶ Car rental service</p> <p>▶ Entertainment(within 30 minute distance)</p> <p>Boat tour on the Han River / Boat ride activities / Lotte world amusement park / KyeongBok Palace / Billiard / Spa and Sauna / Fishing / Golf / Skiing Resort / Swimming pool park / Indoor Basketball / Park Golf / Hotspring Sauna / Temple / Observatory</p> <p>RestaurantsDuck, Beef, Pork, Chicken Korean Barbecue Nengmyeon (Cold noodles), Kalgooksoo (warm noodles) , Tokbokki (ricecakes in spicy sauce) , Steakhouse,Pizza and Spaghetti, Chinese food</p> <p>Shop away in Seoul. We will gladly give you tips about where to go to have an enjoyable time while here in Korea.</p> <p>Korean Transportation is relatively cheap. The basic fee for a taxi starts at \$2. And busses and subway fares also cost \$1~\$2 dollars. Express bus fees cost around \$4~\$10.</p>
Package comparison	<p>〈Singapore〉 \$3,000 ~ \$5,000 USD</p> <p>〈Thailand〉 Upper Blepharoplasty US\$600 Lower Blepharoplasty US\$600</p> <p>〈Japan〉 \$ 4,000 ~\$5,000 (USD)</p>
Coordinator Contact Information	<p>Telephone: +82-2-000-0000 English hot line: +82-10-0000-0000 E-Mail: surgery@ps.com messenger: surgery@hotmail.com</p>
	<p>Q1: Will I be asleep during the surgery? A1: Local anesthesia with sedation will be used to eliminate pain and</p>



FAQs	<p>reduce anxiety. However, you will not be put to sleep because the surgeon will need you to move your eyes from time to time while the surgery is going on.</p> <p>Q2: How many days should I stay in the hospital?</p> <p>A2: You may go back to your hotel after the surgery, but your doctor will ask you to return for follow up in about 1 week.</p> <p>Q3: Will the scars be visible?</p> <p>A3: Incisions will be carefully placed in the natural skin creases to make them as inconspicuous as possible.</p> <p>Q4: What is the length of time for recovery?</p> <p>A4: Your lids may be swollen and discolored, and you may have eye irritation with tearing after surgery but this will gradually improve every day. Your eyes should appear near normal by the end of two weeks. Final results can be expected as the scar tissue fully matures over 6-12 months.</p> <p>Q5: What could go wrong?</p> <p>A5: Some risks of surgery include bleeding, adverse response to anesthesia, infection, delayed healing, nerve injury, asymmetry, unfavorable scarring, and need for revision surgery.</p> <p>Q6: How do I prepare for surgery?</p> <p>A6: To avoid complications and reduce risk factors, your eyes, lids and lashes must be free from infection. Two weeks before your schedule, you need to stop smoking, drinking alcoholic beverages, taking hormonal pills, herbal supplements, and medicines other than those that your doctor allows you continue.</p>
------	---

3.3 코 성형(Rhinoplasty surgery)

Surgery Title	Rhinoplasty
Cost All taxes included	<p>Primary Rhinoplasty : USD \$ 3,000 ~ 8,000</p> <p>Revision Rhinoplasty : USD \$ 10,000 ~ 15,000</p> <p>Ethnic Rhinoplasty : USD \$ 5,900</p> <p>Silicone implant +tip plasty +ear cartilage +nasal bone surgery : US \$ 3,000 ~ 5,000</p> <p>Nostril base reduction : US \$1,500 ~ 3,000</p> <p>Paranasal augmentation -silicone : US \$ 1,500 ~ 2,000</p> <p>Paranasal augmentation -Goretex : US \$ 2,000 ~ 2,300</p> <p>Nasal Bridge Correction Surgery (total nose job) : \$3,000 ~ \$5,000</p> <p>Translation service and Airport pickup included</p>
Package Content	<p>Duration of operation: 2~3 hours</p> <p>Anesthetic: Local anesthesia or general</p> <p>Our fully inclusive packages includes the following services</p> <ul style="list-style-type: none"> ▶ Greeting with sign picket at the airport arrivals gate and transportation to the hospital ▶ Doctor team fees, hospital costs, medications and supplies ▶ Surgery costs ▶ All pre and post consultations ▶ Regular post-discharge medication (usually antibiotics and pain medication) ▶ Comprehensive medical report before discharge. ▶ Currency exchange ▶ Nursing assistance throughout stay <p>Additional Services</p> <ul style="list-style-type: none"> ▶ Visa and travel document assistance ▶ Documents to assist you through immigration after your surgery ▶ Document assistance for insurance reimbursement ▶ Translation services ▶ A phone with a screen attached to contact our coordinator 24 hours a day



	<p>▶ International clients can make cheap international calls</p> <p>▶ Seasonal gift (Travel suitcase belt, Knee blanket etc.)</p>
Additional Fees	<p>-Hotel / Condominium accommodations</p> <p>-Plane ticket</p> <p>-Site seeing</p> <p>-Treatment of underlying diseases or complications such as infection etc.</p> <p>-Medical treatment unrelated to the main procedure</p> <p>-Meals and Medical treatment for companion</p> <p>-Caretaker (If you need help moving around for the first few days after your surgery, you may opt to hire a full time caretaker for 50,000 won~100,000 won a day, who speaks the language of choice.)</p> <p>-Personal items and services: massage, telephone calls, snacks</p> <p>-Postal Service (Luggage, Medicine, Parcels)</p> <p>-You will be notified of any additional costs</p>
Candidates	<p>A good candidate for nose-resaping cosmetic surgery may:</p> <ul style="list-style-type: none"> • Have a nose that he or she feels is too large or too small in comparison with other facial features • Have a bump on the bridge of the nose • Have a wide nose • Have a nasal tip that droops, protrudes, or is enlarged • Have a bulbous tip • Have nostrils that are excessively flared or pinched • Have a nose that is crooked or off-center • Have been injured so that the nose is asymmetrical • Have problems breathing due to irregularities with internal nose structure
Surgery description	<p>This is a surgical procedure that can reduce or increase the size of your nose, change the shape of the tip or the bridge, narrow the span of the nostrils, or change the angle between your nose and your upper lip. It may also correct a birth defect or injury, or help relieve some breathing problems.</p>
Types of Nose Surgery	<p>Anesthesia: General or Sedation</p> <p>Location: Hospital, surgical center or office</p> <p>Surgery time: 1-4 hours</p> <p>Rhinoplasty is one of the most common procedures plastic surgeons perform and also one of the most difficult as the surgeon performs it</p>

mainly by feel. Rhinoplasty may be performed in order to increase the patient's ability to breath, improve the nose by reducing or reshaping it and/or, straightening an injured nose.

Techniques:

There are two main options for the incisions that your plastic surgeon can use: closed rhinoplasty and open rhinoplasty.

Closed rhinoplasty involves incision confined to the inside of your nose. Swelling improves soon and recovery is fast. However, your surgeon may have a limited ability to achieve some changes in your nose because of her or his inability to see parts of the inside of the nose.

Open rhinoplasty involves a small incision across the columella, between the nostrils, in addition to incisions on the inside of your nose. Open surgery is usually preferred in more complicated cases.

Some surgeons prefer the open rhinoplasty because it allows them greater visibility of the nose. Swelling and bruising lasts longer with open rhinoplasty. Either way, if you sleep with your head elevated for the week following your nose surgery, the swelling will be minimized and will subside much faster. When deciding on open vs. closed rhinoplasty, you should follow the advice of your plastic surgeon.

The Operation:

Nasal surgery can change your nose by recontouring the underlying cartilage and bone. Your surgeon can make your nose larger, shorter, smaller, straighter, or thinner. Most of the incisions for reshaping the nose are made internally and scars will not be visible.


How thick or thin your skin is plays a big role in the results of the operation. Thick skin will not "drape out" as well over the new underlying structure as thin skin. But, thick skin will hide small irregularities of the cartilage and bone better than thin skin.

The operation normally lasts about 1-2 hours. The surgery will either be performed under local anesthesia with heavy sedation, or under general anesthesia.

Common changes made:

-Tip of the nose: corrected by adding or excising cartilage at the tip and



	<p>stitches the cartilage together. A low tip of the nose can be raised by adding cartilage to support the tip, removing excess cartilage in the septum, or repositioning the cartilage.</p> <ul style="list-style-type: none"> -Dorsal bone: the hump of the bridge can be corrected by removing (with a chisel or rasp) excess cartilage and bone, then brings the nasal bones together. -Wide bony portion of nose: corrected by breaking the bones of the nose and -repositioning them inward. -Wide base of the nose: corrected by removing tissue at the base of the nose and the nostrils moved closer together. -Nostrils too wide: corrected by removing small wedges of skin from their base and bringing them closer together. -Angle between nose and lip: corrected by trimming the septum. <p style="text-align: center;">Before and After Primary Rhinoplasty:</p>  <p style="text-align: center;">〈Before Images〉 〈After Images〉</p>
<p>Pre-Operative Care</p>	<p>Send in your pictures and we will make a 3D image of yourself now and what the surgery can do for you.</p> <ul style="list-style-type: none"> -Avoid your menstruation period if possible, but in an inevitable case, please inform us in advance for the preventative measures for menstrual bleeding. -Avoid taking aspirin, anti-inflammatory drugs, and vitamin E supplements about a week before surgery as they can cause increased bleeding. -Avoid taking certain medications such as over-the-counter Korean herbal medicines or steroid drugs about a week before surgery as they can affect and disturb wound healing. -Stop smoking and drinking a week in advance of surgery. -Schedule the date of surgery considering the time needed for healing. In general, men bleed more and need more time to relieve swelling than women do. -The amount of time it takes for recovery varies greatly according to the type of procedure and its healing process. Decide the right procedure of

	<p>nose surgery which you can afford in terms of time and cost.</p> <ul style="list-style-type: none"> -Fast for 6 hours before the surgery to make the stomach empty in preparation for painless intravenous sedation. -Remove nail polish as fingernails are monitored to check the patient's condition during the operation. -Remove any metallic accessories or ornaments, for they may cause the malfunction of surgical instruments and probable burns.
Post-Operative Care	<p>It takes one or two hours for nose surgery in general. When the surgery is completed, you will be taken to the recovery room for about an hour and apply an ice pack to the incised area for the reduction of swelling. When you become stable and feel less discomfort, you will be allowed to go to your hotel.</p> <p>Cold compresses or ice packs are helpful to relieve the swelling for the first 3 to 4 days after surgery and then a hot pack is recommendable.</p> <p>The patient may experience minor bleeding for the first 2 days. Just wipe it away, but do not intentionally peel off the dried-up blood scab by force.</p>
Clinic visit for follow-up care and return to normal life	<p>You will visit the clinic for follow-up care the next day of surgery, and every other day after the surgery for around 3 times. It will be possible to return to normal life 5 to 7 days after surgery, but swelling and bruising will last for around 2 weeks. Most normal activities can be resumed after 2 weeks, but some exercises where you would need to lower your head like swimming should be avoided. If you usually wear glasses, we ask that you wear contact lenses for 3 weeks. Please have a check up with a doctor when you go back to your own country to make sure your nose is healing properly.</p>
Post-Operative Scarring	<p>In general, scars are invisible as incisions are made inside of the nose. In case of open rhinoplasty, a small V-shaped suture mark is left on the columella but becomes very inconspicuous with the passage of time.</p>
Side effects	<p>Temporary discomfort, Bruising around the eyes and nose Some bleeding and stuffiness</p>



Easy Steps	<p>We do not have long waiting lists in South Korea for this type of surgery. We would thus be able to schedule your surgery at a time that is convenient for you. To initiate the process you would need to fill in the questionnaire below. We will then communicate directly with you by phone or e-mail, in order to obtain more detailed information and initiate the contact between yourself and the surgeon. Send in your pictures and requests and we will show you a 3D image of what the outcomes will look like. We will gladly help you through each step. Please attain traveler's insurance for yourself and people accompanying you before you enter Korea.</p> <p>Note: Traveler's insurance does not cover surgical procedures for aesthetic purposes or treatment for pre-existing conditions, yet it will cover all acquired illnesses and injuries after entering Korea. Ex) Common cold, traffic accident etc</p> <ol style="list-style-type: none"> 1. Contact Our hospital's coordinator by email : ○○○○○gmail.com Include : Name, Date of Birth, Height, Weight, Symptoms Clear pictures of nose (from the front and the side) Time frame you would like to schedule your surgery 2. Coordinator will communicate information to the physician 3. Schedule appointment and fill out questionnaire about medical history 4. We will send documents for visa assistance 5. Communicate with coordinator about your flight schedule and we will be able to greet you at the airport 6. Apply for travelers insurance before entering Korea. 7. Initial consultation with doctor 8. Admission to hospital (we will guide you to your room and give you a detailed explanation about the hospital facilities and your surgery) 9. Surgery 10. Check into hotel (we advise you to stay in Korea for at least one week so that we may monitor your recovery) 11. Post surgery doctor's appointment (3 times to dress the wounds) 12. Depart back to home country (we will assist you to the airport)
Doctor's Information	<p>Among the 700,000 high school graduates each year, only the top 1% are qualified to enter Medical School. Doctors in Korea must study at a Medical University for 6 years, including a 4 year Medical Graduate school course, one year of internship and 4 years of residency. After these 11 years, the doctor must pass a difficult national exam to be qualified as a specialist. The average monthly salary of a doctor in Korea is \$15,000 USD.</p>

	<p>Therefore, doctors that have attained a degree above specialist in Korea can be considered to have attained a first-rate global standard of proficiency.</p> <p>Specialties Plastic Surgery</p> <p>Language Korean, English</p> <p>Credentials Board of Plastic Surgery of KOREA</p> <p>Medical Education 000 000</p> <p>Specialty Training 000 000</p> <p>International Training & Post-Graduate Courses 000 000</p> <p>Work Experience 000 000</p>
Hospital Information	The wide range of cosmetic services offered from facelifts to liposuction, makes oooooo a 'one-stop shop' for beauty
Nearby Facilities	<p>▶ LOTTE HOTEL</p> <p>A representative room of the New Wing, the spacious Deluxe Room is modern and elegant in style. It offers the most comfortable place to rest while doing business or just visiting.</p> <p>₩ 50,000 for extra bed</p> <p>There is a 10% tax, and 10% service fee (Total 21%) for all listed prices</p>



Service

Complimentary use of Fitness Club (including swimming pool / 6:00am~9:30 pm Closed on last Monday of each month)

2 Complimentary bottles of water daily (Lotte Icis bottled water. 3 bottles of water will be provided for three staying guests.)

High-speed wired internet access (paid service)

Newspaper (Korean and English newspapers are available. We are unable to provide Japanese newspapers.)

Voice answering service

Turndown service

Complimentary coffee, tea service

Disposable items such as toothbrush, toothpaste, razor and shaving foam are provided in the bathroom

► Facilities

Large LCD TV, shower booth, phone in the bathroom, bidet, work desk with stationary, mobile phone (paid service), tea pot, telephone, safe deposit box, hair dryer, emergency flashlight, slippers, Aloe Vera bathroom amenities, bath robe, shoe polish, shoe horn, yukata gown, plastic bag, umbrella

► Car rental service

► Entertainment(within 30 minute distance)

Boat tour on the Han River / Boat ride activities / Lotte world amusement park / KyeongBok Palace / Billiard / Spa and Sauna / Fishing / Golf / Skiing Resort / Swimming pool park / Indoor Basketball / Park Golf / Hotspring Sauna / Temple / Observatory

Restaurants Duck, Beef, Pork, Chicken Korean Barbecue

Nengmyeon (Cold noodles), Kalgooksoo (warm noodles) , Tokbokki

	<p>(ricecakes in spicy sauce) , Steakhouse,Pizza and Spaghetti, Chinese food</p> <p>Shop to your heart' s delight. We will gladly give you tips about where to go to have an enjoyable time while here in Korea.</p> <p>Korean Transportation is relatively cheap. The basic fee for a taxi starts at \$2. And busses and subway fares also cost \$1~\$2 dollars. Express bus fees cost around \$4~\$10.</p>
Package comparison	<p>〈Singapore〉 Rhinoplasty USD \$ 3,500~ 4,500</p> <p>〈Philippines〉 Nasal Hump Reduction Rhinoplasty USD \$ 2,850</p> <p>〈Thailand〉 Nose Augmentation USD \$ 1,500</p> <p>〈Japan〉 Rhinoplasty USD \$ 3,000 ~ 8,000</p>
Coordinator Contact Information	<p>Telephone: +82-2-000-0000</p> <p>English hot line: +82-10-0000-0000</p> <p>E-Mail: surgery@ps.com</p> <p>messenger: surgery@hotmail.com</p>
FAQs	<p>Q1. What is rhinoplasty?</p> <p>A1. Rhinoplasty is cosmetic surgery of the nose.It is also known as 'nasal refinement' and a 'nose job' . With rhinoplasty, 'defects' from either birth or trauma can be corrected by infracturing or breaking the bones of the nose and re-setting them in the desired shape, often narrow and straight.</p> <p>A hump may be removed to give a more pleasing, symmetrical look. The cartilages of the nose can be molded and trimmed to create a more compact or pleasing shape,Rhinoplasty can soften an otherwise beautiful face by refining one's features.</p> <p>Q2. How old should I be to get my nose fixed?</p> <p>A2. Generally it is best to wait until the cartilage and bone of the nose</p>



has stopped growing. In many patients this is around the age of 16 but will vary depending on the individual patient. At the other extreme more and more these days patients in their 60' s and even 70' s are undergoing some form of constructive nasal surgery.

Q3. Will insurance cover the procedure?

A3. Most insurance companies will not cover the costs of purely cosmetic surgical procedures. However if your surgery has a functional element, for example a deviated nasal septum with a blocked nose, then the costs related to this portion of your surgery will often be covered. In many cases this will cover half to two thirds of the overall cost of surgery. If surgery to the external portion of the nose is necessary to correct the nasal airway as well as undergoing septoplasty then the entire cost of the procedure may be covered.

Q4. Will I have visible scars?

A4. Most of the incisions for rhinoplasty surgery are performed inside the nose and are hidden from view. Patients undergoing external rhinoplasty will have a very fine line across the base of their nose, which is almost invisible and is inconspicuously placed on the underside of the nose across the columella (link to glossary).

Q5. Can I wear glasses after surgery?

A5. It is preferable to avoid wearing glasses for at least 2-3 weeks following surgery as this may have an impact on the final position of the nasal bones.

Q6. Will I be able to blow my nose?

A6. Generally nose blowing is avoided on the day of surgery but from the first postoperative day I am usually quite happy for patients to blow their nose gently to clear blood and discharge from the nose.

Q7. Will I have packing in my nose?

A7. In most cases, packing is not used these days. However on occasion I sandwich the septum between two sheets of teflon to minimize postoperative swelling and to hold the septum in place. This will make the nose feel quite blocked until these are removed 5-7 days after surgery.

Q8. How much will the operation cost?

A8. The cost of rhinoplasty surgery varies depending on the length of

surgery, which may last from 1-3 hours according to the complexity of the problem. Typical total costs vary between \$9000-11000 in the USA. In Korea you can get a total nose job for \$3,000-\$5,000 USD.

Q8. Am I being vain having this operation?

A8. Most people undergoing rhinoplasty surgery do not fit into our preconceived notions of plastic surgical patients. They are neither vain nor obsessed with surgery. They are frequently embarrassed by an obvious nasal deformity and quite rightly wish to have this corrected.

Q9. What drugs should I avoid taking before surgery?

A9. Any medication that has an anticoagulant effect, e.g. Aspirin or Warfarin, should be avoided. Your surgeon will advise on this before surgery. Note should be made that many herbal medicines have an anticoagulant effect and you should advise your surgeon if you are taking these.

Q10. Does it hurt after surgery?

A10. Surprisingly rhinoplasty surgery is not generally painful with patients' main complaint often being a feeling of blockage and stuffiness for the week after surgery. Associated with this, it is usual to have some minor bleeding in the first few hours after surgery and some continued blood stained discharge from the nose for a week or two. In most cases simple pain relief is all that is required.

Q11. What happens if I do not like the result?

A11. The results seen in the initial postoperative period can be quite different to that noted 6-12 months after surgery. The swelling and bruising (usually minor) will obscure the final result. Studies indicate that even in the most experienced hands 5-10% of patients undergoing rhinoplasty surgery will require revision surgery. You should discuss any concerns that you have with your surgeon postoperatively but remember to be patient for a number of weeks before a final valid assessment can be made.

Q12. Do I have stitches?

A12. Internally multiple dissolving sutures are placed which do not require removal. If an external rhinoplasty approach has been performed there will be 4 or 5 tiny sutures across the columella, which will require removal 5-6 days postoperatively.



3.4 몸매성형-지방흡입(Liposuction)

Surgery Title	<p>Liposuction</p> <p>Liposuction is the removal of deposits of excess fat by suction with specialized surgical equipment.</p>
<p>Cost All taxes included</p>	<p>Liposuction- calf : US \$ 3,000 ~ 3,200 Liposuction- arm : US \$ 2,500 ~ 3,200 Liposuction- flank : US \$ 3,500 ~ 3,800 Liposuction- thigh : US \$ 4,500 ~ 6,000 Liposuction- hip : US \$ 3,500 ~ 3,800 Liposuction- abdomen(part) : US \$ 3,000 ~ 3,200 Liposuction- abdomen(whole):US \$ 4,000 ~ 6,500 Liposuction- neck, cheek, chin, and jowls: US \$ 2,500 ~ 5,000 Liposuction- ankle: US \$ 4,000 ~ 8,000</p> <p>Send in your pictures and contact our coordinator for a plan just for you!</p>
<p>Package Content</p>	<p>Duration of operation: 2~3 hours Anaesthetic: Local anaesthesia or general Hospital admission: 1-2 night stay</p> <p>Our fully inclusive packages includes the following services</p> <ul style="list-style-type: none"> ▶ Greeting with sign picket at the airport arrivals gate and transportation to the hospital ▶ Hospital stay including all meals (meals for companion are extra) <p>Stay in an air conditioned room. One companion can also stay with the patient in this room, which is equipped with LCDTV connected to cable 23"~33", Digital Multi Player, computer with internet, computer keyboard for each language, internet surfing facility, attached washroom, fridge, hair dryer, electric hot water pot, complimentary tea and coffee, complimentary toothbrush, toothpaste, fresh towels, sheets and game player on request</p> <ul style="list-style-type: none"> ▶ Doctor team fees, hospital costs, medications and supplies ▶ Nursing assistance throughout stay ▶ Pre-operative exams : X-Ray (chest), Urine test, EKG, Blood test (CBC, PT & PTT, Anti HIV) ▶ Surgery costs ▶ All pre and post consultations ▶ Regular post-discharge medication (usually antibiotics and pain medication)

	<ul style="list-style-type: none"> ▶ Comprehensive medical report before discharge, ▶ Post surgical support corset / garments ▶ Currency exchange ▶ We accept International Credit Cards (Master, Visa, BC, please check with the hospital about the credit card you plan to use) ▶ Visa and travel document assistance ▶ Documents to assist you through immigration after your surgery ▶ Document assistance for insurance reimbursement ▶ Translation services ▶ A phone with a screen attached to contact our coordinator 24 hours a day ▶ International clients can make cheap international calls from our office ▶ Seasonal gift (Travel suitcase belt, Knee blanket etc.)
Additional Fees	<ul style="list-style-type: none"> -Hotel / Condominium accommodations -Plane ticket -Site seeing -Treatment of underlying diseases or complications such as infection etc. -Medical treatment unrelated to the main procedure -Meals and Medical treatment for companion -Caretaker (If you need help moving around for the first few days after your surgery, you may opt to hire a full time caretaker for 50,000 won~100,000 won a day, who speaks the language of choice.) -Personal items and services: massage, telephone calls, snacks -Postal Service (Luggage, Medicine, Parcels) -You will be notified of any additional costs
Candidates	<ul style="list-style-type: none"> -Adults within 30% of their ideal weight who have firm, elastic skin and good muscle tone -Healthy individuals who do not have a life-threatening illness or medical conditions that can impair healing -Non-smokers (Stop smoking at least 2 weeks prior to the surgery and discontinue to smoke for 1 month after the surgery. Smoking can cause problems with the incisions to heal) -Individuals with a positive outlook and specific goals in mind for body contouring



Surgery
description

► Prior to surgery

Send in your pictures and we will make a 3D image of yourself now and what the surgery can do for you.

► During Surgery

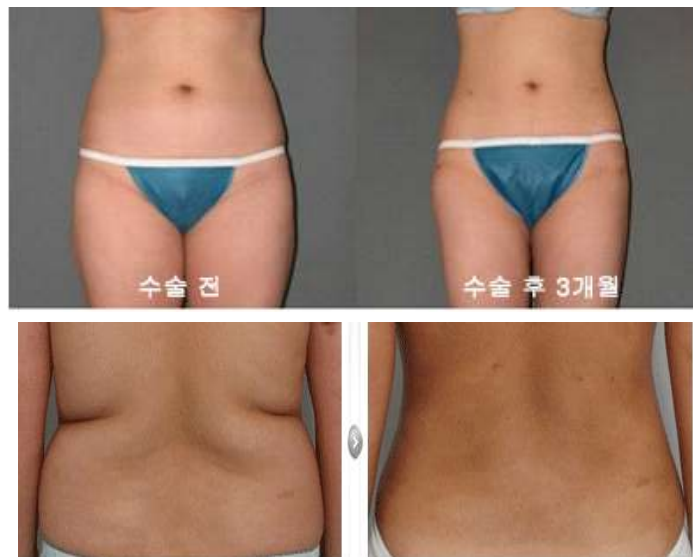
Treatment time will vary depending on the size of the area and the amount of fat being removed. Liposuction may be performed under a local anesthesia which numbs the affected areas, usually combined with intravenous sedation. For more extensive procedures a general anesthesia may be used. During the procedure the surgeon will insert a narrow tube called a cannula through a tiny incision. The cannula is pushed and pulled through the fat layer breaking up the fat cells and suctioning them out. After surgery, you will be required to wear a supportive corset or pressure bandages around the treated areas.

► Traditional liposuction is surgical suctioning of excess fat deposits

The tumescent or super-wet technique requires an infusion of saline solution with adrenaline and anesthetic prior to removal of excess fat. Ultrasound-assisted lipoplasty uses ultrasonic energy to liquefy excess fat prior to surgical suctioning

► After Surgery



You will be able to adjust back to your normal lifestyle in 10 to 14 days. Strenuous activity after 2 weeks or more. Bruising will last 1-2 weeks to several months. Limit exposure to sun for several months.



Side effects	<p>Complications specific to liposuction are infrequent and usually minor. However, as with any surgery, there are risks, including the possibility of:</p> <ul style="list-style-type: none"> -Scars, In most cases scarring is minimal, though some people may form lumpy red scars -Bleeding under the skin (hematoma) after surgery -Infection may occur and require antibiotic treatment -Irregularities in skin contour and depressions in the skin -With wet liposuction, pulmonary edema (fluid buildup in the lungs) can occur as a result of the fluid that is injected and needs immediate treatment. The fluid used can also cause allergic reactions for some patients. -Reaction to the anesthesia -General complications of surgery include blood loss and possible transfusion, blood clots in the legs (Deep Vein Thrombosis or DVT) and chest (Pulmonary Embolism), chest infection and reactions to anesthesia. <p>It is impossible to guarantee symmetrical body appearance and completely smooth skin after liposuction surgery. Some numbness can occur and there may be significant bruising and swelling which may take several months to settle completely.</p> <p>Risks can be reduced by following the surgeon's instructions before and after surgery.</p> <p>Please receive a periodic checkup in your own country to make sure there are no problems.</p>
Discuss with your doctor	<ul style="list-style-type: none"> -Details about the outcome you desire -Concerns about scars -History of all medical conditions and medication you are taking (prescription and nonprescription) -Allergies to medication and food
Easy Steps	<p>We do not have long waiting lists in South Korea for this type of surgery. We would thus be able to schedule your surgery at a time that is convenient for you. To initiate the process you would need to fill in the questionnaire below. We will then communicate directly with you by phone or e-mail, in order to obtain more detailed information and initiate the contact between yourself and the surgeon. Send in your pictures and requests and we will show you a 3D image of what the outcomes will look like. We will gladly help you through each step.</p>



	<p>Please attain traveler' s insurance for yourself and people accompanying you before you enter Korea.</p> <p>Note: Traveler' s insurance does not cover surgical procedures for aesthetic purposes or treatment for pre-existing conditions, yet it will cover all acquired illnesses and injuries after entering Korea. Ex) Common cold, traffic accident etc.</p> <ol style="list-style-type: none"> 1. Contact Our hospital' s coordinator by email : ○○○○○gmail.com Include : Name, Date of Birth, Height, Weight, Symptoms, Clear pictures of torso (from the front, side and back), Time frame you would like to schedule your surgery 2. Coordinator will communicate information to the physician 3. Schedule appointment and fill out questionnaire about medical history 4. We will send documents for visa assistance 5. Communicate with coordinator about your flight schedule and we will be able to greet you at the airport 6. Apply for travelers insurance before entering Korea. 7. Initial consultation with doctor 8. Admission to hospital (we will guide you to your room and give you a detailed explanation about the hospital facilities and your surgery) 9. Surgery 10. Stay in hospital for 1-2 nights (Remove bandages and wear post surgery support garments) 11. Check into hotel (we advise you to stay in Korea for at least one week so that we may monitor your recovery) 12. Post surgery doctor' s appointment (2 times) 13. Depart back to home country (we will assist you to the airport)
<p>Doctor's Information</p>	<p>Among the 700,000 high school graduates each year, only the top 1% are qualified to enter Medical School. Doctors in Korea must study at a Medical University for 6 years, including a 4 year Medical Graduate school course, oneyear of internship and 4 years of residency. After these 11 years, the doctor must pass a difficult national exam to be qualified as a specialist. The average monthly salary of a doctor in Korea is \$15,000 USD. Therefore, doctors that have attained a degree above specialist in Korea can be considered to have attained a first-rate global standard of proficiency.</p> <p>Specialties Plastic Surgery</p>

	<p>Language Korean, English</p> <p>Credentials Board of Plastic Surgery of KOREA</p> <p>Medical Education 000 000</p> <p>Specialty Training 000 000</p> <p>International Training & Post-Graduate Courses 000 000</p> <p>Work Experience 000 000</p>
Hospital Information	<p>The wide range of cosmetic services offered – from breast augmentation to facelift, from tummy-tuck to liposuction makes oooooo a 'one-stop shop' for beauty</p>
Nearby Facilities	<p>▶ LOTTE HOTEL</p> <p>A representative room of the New Wing, the spacious Deluxe Room is modern and elegant in style. It offers the most comfortable place to rest while doing business or just visiting. ₩ 50,000 for extra bed There is a 10% tax, and 10% service fee (Total 21%) for all listed prices</p> <div>   </div>



Service

Complimentary use of Fitness Club (including swimming pool / 6:00am~9:30 pm Closed on last Monday of each month)

2 Complimentary bottles of water daily (Lotte Icis bottled water, 3 bottles of water will be provided for three staying guests.)

High-speed wired internet access (paid service)

Newspaper (Korean and English newspapers are available. We are unable to provide Japanese newspapers.)

Voice answering service

Turndown service

Complimentary coffee, tea service

Disposable items such as toothbrush, toothpaste, razor and shaving foam are provided in the bathroom

► Facilities

Large LCD TV, shower booth, phone in the bathroom, bidet, work desk with stationary, mobile phone (paid service), tea pot, telephone, safe deposit box, hair dryer, emergency flashlight, slippers, Aloe Vera bathroom amenities, bath robe, shoe polish, shoe horn, yukata gown, plastic bag, umbrella

► Car rental service

► Entertainment(within 30 minute distance)

Boat tour on the Han River / Boat ride activities / Lotte world amusement park / KyeongBok Palace/ Billiard / Spa and Sauna / Fishing / Golf / Skiing Resort / Swimming pool park / Indoor Basketball / Park Golf / Hotspring Sauna / Temple / Observatory

Restaurants Duck, Beef, Pork, Chicken Korean Barbecue

Nengmyeon (Cold noodles), Kalgooksoo (warm noodles) , Tokbokki (ricecakes in spicy sauce) , Steakhouse, Pizza and Spaghetti, Chinese food

Shop to your heart' s delight. We will gladly give you tips about where to go to have an enjoyable time while here in Korea.

Korean Transportation is relatively cheap. The basic fee for a taxi starts at \$2. And busses and subway fares also cost \$1~\$2 dollars. Express bus fees cost around \$4~\$10.

Package comparison	<p>〈Singapore〉</p> <p>Liposuction (Circumferential Thighs & Buttock)US \$ 6,000 ~ 7,000</p> <p>Liposuction (Circumferential Abdomen) US \$ 6,000</p> <p>Liposuction (Circumferential Arms)US \$ 3,000</p> <p>Liposuction (Face and Neck) US \$ 3,000</p> <p>〈Thailand〉</p> <p>Liposuction (Circumferential Thighs & Buttock) US \$2,540</p> <p>Liposuction (Circumferential Abdomen) US \$ 2,500</p> <p>Liposuction (Circumferential Arms)US \$ 2,100</p> <p>Liposuction (Face and Neck) US \$ 1,640</p> <p>〈Japan〉</p> <p>Liposuction (Circumferential Thighs & Buttock) US \$ 5,000</p> <p>Liposuction (Circumferential Abdomen) US \$ 8,000</p> <p>Liposuction (Circumferential Arms)US \$ 2,000</p> <p>Liposuction (Face and Neck) US \$ 2,000</p>
Coordinator Contact Information	<p>Telephone: +82-2-000-0000</p> <p>English hot line: +82-10-0000-0000</p> <p>E-Mail: surgery@ps.com</p> <p>messenger: surgery@hotmail.com</p>
FAQs	<p>Q1: How many techniques are there for liposuction?</p> <p>A1: 1. There is the Tumescent technique which is widely used by doctors every where. With the tumescent technique, if the surgeon does not over inject the area with too much Lidocaine solution, this technique is proving best. upon a time they just shoved the hose in there and sucked away. With the tumescent technique, they engorge the tissues with a saline/Lidocaine solution and suction the fat cells which are not engorged with the solution. This technique also hinders suctioning out tissues that are not targeted for removal and has less bleeding. However, if a surgeon injects too much of the solution the patient can get Lidocaine toxicity which can cause sickness, complications and sometimes death. Lidocaine toxicity occurs occasionally during body sculpturing where a large amount of solution is injected in the body or when the operation may require a long period of anesthesia.</p> <p>2. The Super-wet technique which is basically like the Tumescent but with not as much solution injected. About the same amount of solution</p>



is injected as the amount of fat removed.

3. The Ultra Sonic technique (UAL) High frequency waves excite the water particles (or any fluid containing) and causes them to boil beneath the skin. This liquified fat is then suctioned out.

4. The Power-Assisted Liposuction (PAL or MicroAire Technique) is a newer technique where the cannula eases through the fatty tissue (even fibrous) with less trauma than traditional techniques and with no burn risks as with the UAL technique. This new machine uses a special high-speed "linear reciprocating" suction cannula. With the newer cannula, surgeons are able to perform more effective high-volume liposuction in a shorter time, without trauma, especially in more fibrous areas. Fibrous tissue has always been a problem in the buttocks, saddlebags (upper sides of thighs in women), back and the male breast (gynecomastia). The PAL system moves through these areas faster, with less trauma resulting in less work and strain for the surgeon and less pain and a faster recovery in patients.

Q2. Is liposuction permanent?

A2. To a certain degree, yes, the fat will return if you overeat and gain weight. The remaining fat cells have an extraordinary ability to expand considerably to compensate for any fat cells removed from liposuction. Liposuction, in any application, is not to be used for weight loss. Patients have died from suctioning out too much of their body's fluids. Your body needs fat and fluid to function. If you do gain weight you will re-gain the fat stores in your neck and face and the fat cells will compensate and engorge themselves.

Q3. What does a typical liposuction consultation entail?

A3. Your doctor will discuss your goals with you and he will explain what can be achieved realistically. A surgeon will take your body structure into account and recognize where your fat is needed. Which is pretty much everywhere - just not in excess. There is no "one size fits all" technique when it comes to this procedure. Each individual is unique.

Q4. How is liposuction performed?

A4. Small incisions are made and the excess fat is suctioned out through these small incisions. The tumescent technique is used where a saline solution (delivery and tumescent agent), Lidocaine (pain reliever) and epinephrine are injected into the targeted area. This technique's purpose is to engorge the tissues with solution for a firmer working area and the fat cells (which are softer) are suctioned out. The epinephrine prohibits

bleeding during the operation and less blood is lost during the procedure.

There is a technique which involves ultrasonic waves. These ultrasonic waves excite the tissues water molecules (fat molecules being the target) and literally melt the fat into a liquid for ease of removal by suction. Different patient's molecules may react differently. Be cautious of unskilled surgeons handling the equipment for you may get a severe burn.

Sutures are sometimes used in the closure of incisions, a bit of surgical tape or Steri-Strips are placed over the incision and a support garment is worn for proper, compact healing.

Q5. Where are the incisions made?

A5. The incisions are made within the natural folds of the body which are usually near the pubic area, the inner knees several places along the thighs, etc. There are no folds there normally. Unnecessary scarring is generally avoided in all techniques. Discuss with your doctor his or incision placement of choice and why?

Q6. What should I expect post-operatively?

A6. You may have a little sore but excessive pain is very rare with Pain relievers prescribed by your doctor should alleviate any uncomfortable soreness. You will be asked to wear a support garment postoperatively for the first few days and then only at night for a few weeks if there was excessive removal of facial fat. This will insure proper healing in the surrounding tissues for a more compact appearance.

Q7. Is it quite painful? Is there much bruising?

A7. It takes about a week and a half for most of the swelling to subside. Bruising is minimal with average cases, although some people are prone to bruising more than others. You should take your prescribed pain medication to alleviate any pain or discomfort that you may experience.

Q8. When will I be able to return to work?

A8. Patients usually return to work within 2 weeks. Although some patients have returned just after 5 days. The swelling is more than likely the main reason people tend to take off work. The bruising, if any, can be camouflaged with cosmetics. Still, you should not bend over or exercise until more than 3 weeks after your surgery.



Q9. When will I be able to see the results?

A9. After the swelling subsides you will begin to notice a difference in the compact appearance of your tissues, take before and after photos to fully appreciate the results as gradual decrease in swelling will give your mind time to get accustomed to the changes.

Q10. What are the risks of liposuction?

A10. If the fat becomes necrotic (dead) from lack of blood supply, the fat tends to turn orange-ish clear and drain from the incision. You must have the tissue removed before a major infection develops, possibly causing gangrene.

-Patients have been known to receive actual burns from the ultrasonic technique, fat is actually melted within the body by 'exciting' the fat molecules with high frequency radio waves and is suctioned out.

-There may be asymmetry, hyper-pigmentation (permanent dark spots) from the bruising.

-Major blood loss, hematoma and infection.

Do not think of Liposuction as a way to lose weight.

-Another risk of liposuction is pulmonary embolism. An embolus is a blood clot and this blood clot can break free and travel to the lungs resulting in pulmonary embolism. This can put a patient into acute breathing distress and subsequently into cardiac arrest or coma - leading to the patient becoming 'brain dead' shortly thereafter or in a vegetative state from loss of oxygen to the brain. Pulmonary embolism can happen within three weeks of the surgery but will most likely show symptoms of shortness of breath and fatigue within the first 72 hours. However, pulmonary embolism can occur suddenly, without warning. Most patients with P.E. collapse and begin rapid deterioration after attempting to climb a flight of stairs.

-Facial liposuction risks are far less than body liposuction due to the amount of fat that is suctioned and disrupted.

3.5 얼굴성형-안면성형-주름제거(Facial Contouring & Face Lift & Botox-Filler)

(1) 안면성형(Facial Contouring)

Surgery Title	Facial contouring chin augmentation, chin reduction, genioplasty, chin implant, cheek implants, cheek bone implants, cheek bone augmentation
Cost All Taxes Included	Jaw reduction (mandible reduction) US \$4,500 ~ 6,500 Cheek bone reduction (zygoma reduction) US \$4,500 ~6,500 V line (Osteotomy) US \$4,500 ~ 10,000 Chin advancement (genioplasty) US \$3,500 ~5,50 Chin augmentation (zygoma augmentation) US \$3,500 ~5,500 Chin correction (prognathism correction) US \$15,000 ~ 22,000
Package Content	<p>Our fully inclusive packages includes the following services</p> <p>Duration of operation: 2~3 hours</p> <p>Anaesthetic: Local anaesthesia or general</p> <p>This is a routine Facial contour Procedure Package with 1 night length of stay in hospital</p> <ul style="list-style-type: none"> ▶ Greeting with sign picket at the airport arrivals gate and transportation to the hospital ▶ 1 night hospital stay including all meals (meals for companion are extra) ▶ Doctor team fees, hospital costs, medications and supplies ▶ Nursing assistance throughout stay ▶ Pre-operative exams : X-Ray (jaw), Urine test, Blood test (CBC, PT & PTT, Anti HIV) ▶ Surgery costs ▶ All pre and post consultations ▶ Regular post-discharge medication (usually antibiotics and pain medication) ▶ Comprehensive medical report before discharge. ▶ Visa and travel document assistance Documents to assist you through immigration after your surgery ▶ Translation services



	<p>▶ A phone with a screen attached to contact our coordinator 24 hours a day</p>
Additional Fees	<p>Additional nights at the hospital Hotel / Condominium accommodations</p> <ul style="list-style-type: none"> -Site seeing -Plane ticket -Treatment of underlying diseases or complications such as infection etc. -Medical treatment unrelated to the main procedure -Meals and Medical treatment for companion -You will be notified if additional costs arises
Candidates	<p>Candidates who are physically and psychologically healthy and have realistic expectations from the procedure</p>
Surgery description	<p>Facial implants for the cheeks and/or chin can bring facial features into greater harmony and enhance their definition and youthfulness. Both types of implants can strengthen the features and profile of the face. Each involves placing synthetic materials deep under the subcutaneous tissue and onto the underlying bone. There are several types of facial implants made of different materials. The surgeon will choose an implant based on prior experience and what is best for the patient.</p> <p>Cheek and chin implants are distinctive from other cosmetic surgeries in several ways: multiple options; minimal surgical access can often be used to place the implants; and results are often dramatic. Most people are pleased with their decision to have facial contour procedures. Adjusting to a new appearance is a consideration in making a decision.</p> <p>Usually, chin and cheekbone implant surgery is performed through incisions made inside the mouth. In some cases, surgery will be performed through a small incision under the chin. The surgeon will explain which procedure is best. The implants are placed into a pocket or space created under the skin. They may be secured there with small surgical screws or permanent sutures.</p> <p>In a few cases reducing cheekbones or the jawbone may be the best option. This is done by contouring the underlying bone or removing excess skin and subcutaneous tissue.</p>

Chin alterations

Cosmetic surgery of the chin enhances a person's profile by creating a proportional balance with other facial features such as the neck, lips, nose and forehead. A receding chin, for example, can make an average nose seem large.

A large chin can be reduced with surgery. The surgeon makes an incision inside the mouth and beneath the lower lip and reduces the bone using bone-contouring instruments. Once the incision is closed, special tape may be placed over the chin during the initial healing period. This surgery can be performed alone or in combination with other facial cosmetic surgery, such as rhinoplasty or a facelift.

A small chin can be augmented with a variety of implants, which are inserted through an incision beneath the chin or inside the mouth behind the lower lip. A pocket is created at the tip of the chin and an implant is positioned inside it. The oral approach avoids a visible scar. Once the incision is closed, the chin may be supported by tape for several days to decrease swelling and prevent fluid accumulation.

Another option is to move a portion of the bone at the tip of the chin forward (a sliding advancement genioplasty). This makes the chin more prominent and can also address any needed vertical changes as well. The surgery is performed through an incision inside the mouth in the area of the lower lip. The bone is cut above the lower border of the chin and below the lower front teeth. The chin is carefully detached, moved forward and stabilized with wires, or plates and screws.

Cheek alterations



A number of procedures are available to enhance the cheekbone (malar). These procedures are typically performed through small incisions inside the mouth in the upper jaw area. A pocket is created and the implant positioned and secured.

Special situations

In some cases patients may benefit from a custom implant. Special imaging is used to create a model that is used to fabricate a custom implant for the specific need.



Points to discuss with surgeon	<ul style="list-style-type: none"> -Details about the outcome you desire -Concerns about scars -History of all medical conditions and medication you are taking(prescription and nonprescription) -Allergies to medication and food
Side effect	<p>Possible Complications</p> <ul style="list-style-type: none"> • Bleeding and prolonged swelling : • Infection : • Asymmetry or Over resection : <p>A careful preoperative assessment and a complete bone reshaping instruments can prevent such problems.</p> <p>Injury to facial nerves: The facial nerve to forehead can be injured. The simplest way to avoid facial nerve injury is not to operate along the pathway of the nerve. By approaching to anterior zygoma through intraoral incision and posterior zygoma through preauricular incision, I can avoid the risk of facial nerve injury which pass through middle zygoma</p>
When You Return Home	<p>Back to normal lifestyle: 10 to 14 days. Strenuous activity: 2 weeks or more. Bruising: 2 to 3 weeks. Must limit exposure to sun for several months.</p>
Doctor's Information	<p>Among the 700,000 high school graduates each year, only the top 1% are qualified to enter Medical School. Doctors in Korea must study at a Medical University for 6 years, including a 4 year Medical Graduate school course, one year of internship and 4 years of residency. After these 11 years, the doctor must pass a difficult national exam to be qualified as a specialist. The average monthly salary of a doctor in Korea is \$15,000 USD. Therefore, doctors that have attained a degree above specialist in Korea can be considered to have attained a first-rate global standard of proficiency.</p> <p>Specialties Plastic Surgery</p> <p>Language Korean, English</p>

	<p>Credentials Board of Plastic Surgery of KOREA</p> <p>Medical Education 000 000</p> <p>Specialty Training 000 000</p> <p>International Training & Post-Graduate Courses 000 000</p> <p>Work Experience 000 000</p>
Hospital Information	<p>The wide range of cosmetic services offered –from breast augmentation to facelift, from tummy-tuck to liposuction makes oooooo a 'one-stop shop' for beauty</p>
Nearby Facilities	<p>▶ LOTTE HOTEL</p> <p>A representative room of the New Wing, the spacious Deluxe Room is modern and elegant in style. It offers the most comfortable place to rest while doing business or just visiting. ₩ 50,000 for extra bed There is a 10% tax, and 10% service fee (Total 21%) for all listed prices</p> <div>   </div>



	<p>Service</p> <p>Complimentary use of Fitness Club (including swimming pool / 6:00am~9:30 pm Closed on last Monday of each month)</p> <p>2 Complimentary bottles of water daily (Lotte Icic bottled water, 3 bottles of water will be provided for three staying guests.)</p> <p>High-speed wired internet access (paid service)</p> <p>Newspaper (Korean and English newspapers are available. We are unable to provide Japanese newspapers.)</p> <p>Voice answering service</p> <p>Turndown service</p> <p>Complimentary coffee, tea service</p> <p>Disposable items such as toothbrush, toothpaste, razor and shaving foam are provided in the bathroom</p> <p>► Facilities</p> <p>Large LCD TV, shower booth, phone in the bathroom, bidet, work desk with stationary, mobile phone (paid service), tea pot, telephone, safe deposit box, hair dryer, emergency flashlight, slippers, Aloe Vera bathroom amenities, bath robe, shoe polish, shoe horn, yukata gown, plastic bag, umbrella</p>
Package comparison	<p>〈Singapore〉</p> <p>mandible reduction (jaw reduction) US \$10,000 ~</p> <p>〈Thailand〉</p> <p>Cheek Implants US\$1,200</p> <p>Reduction of Malar Projection (Malar Osteotomy) US\$3,200 with 2 nights stay</p> <p>Genioplasty</p> <p>Extra-oral Incision US\$2,200 with 2 nights stay</p> <p>Intra-oral Incision US\$2,800 with 2 nights stay</p> <p>〈Japan〉</p> <p>mandible reduction (jaw reduction) US \$15,000 ~ 18,000</p>
Coordinator Contact Information	<p>Telephone: +82-2-000-0000</p> <p>English hot line: +82-10-0000-0000</p> <p>E-Mail: surgery@ps.com</p> <p>messenger: surgery@hotmail.com</p>

FAQs	<p>Q1: Will I be asleep during surgery? A1: You will be asleep under general anesthesia and unable to feel pain during surgery.</p> <p>Q2: What adjustments do I have to face after surgery? A2: It will hurt to open your mouth so you will be on a soft diet for a few days. Facial expressions will be limited temporarily for the same reason. As your incisions heal, regular food will slowly be allowed under your doctor's supervision and you will be able to smile or frown with less pain.</p> <p>Q3: How many days should I stay near Korea? A3: Allow 7-10 days for your surgery and follow up appointments.</p> <p>Q4: How long will it take for me to appreciate my new look? A4: Your face will gradually lose its swollen and puffy appearance, and by the end of the second week you will have an idea of your enhanced look. However, wound healing will take about 6-12 months to mature and show the final results.</p> <p>Q5: What are the risks? A5: As with other surgeries, the risks of reduction malarplasty are bleeding, adverse reaction to anesthesia, infection, delayed healing, nerve injury with weakness and numbness, asymmetry, suboptimal aesthetic result, and the need for revision surgery.</p> <p>Q6: How do I prepare for surgery? A6: You need to have realistic expectations about the surgery. To avoid complications and reduce risk factors, you need to stop smoking, drinking alcoholic beverages, taking hormonal pills, herbal supplements, and medicines other than those that your doctor allows you to continue, at least two weeks before operation. People with chronic illnesses need surgical clearance from their medical specialist.</p>
------	--



(2) 주름제거(Face Lift)

Surgery Title	Face lift
Cost	Face lift (face & forehead) US\$12,000 ~ US\$16,000 Face lift (neck lift) US\$3,000 ~ US\$3,800
Package Content	<p> Duration of operation: 2~3 hours Anaesthetic: Local anaesthesia or general Hospital stay: 1 night </p> <p>Our fully inclusive packages includes the following services</p> <ul style="list-style-type: none"> ▶ Greeting with sign picket at the airport arrivals gate and transportation to the hospital ▶ 1 night hospital stay including all meals (meals for companion are extra) <p>Stay in an air conditioned room. One companion can also stay with the patient in this room, which is equipped with LCD TV connected to cable 23" ~33" , Digital Multi Player, computer with internet, computer keyboard for each language, internet surfing facility, attached washroom, fridge, hair dryer, electric hot water pot, complimentary tea and coffee, complimentary toothbrush, toothpaste, fresh towels, sheets and game player on request</p> <ul style="list-style-type: none"> ▶ Doctor team fees, hospital costs, medications and supplies ▶ Pre-operative exams : X-Ray (face), Urine test, EKG, Blood test (CBC, PT & PTT, Anti HIV) ▶ Surgery costs ▶ All pre and post consultations ▶ Regular post-discharge medication (usually antibiotics and pain medication) ▶ Comprehensive medical report before discharge. ▶ Currency exchange ▶ Nursing assistance throughout stay <p>Additional Services</p> <ul style="list-style-type: none"> ▶ Visa and travel document assistance ▶ Documents to assist you through immigration after your surgery ▶ Document assistance for insurance reimbursement

	<ul style="list-style-type: none"> ▶ Translation services ▶ A phone with a screen attached to contact our coordinator 24 hours a day ▶ International clients can make cheap international calls ▶ Seasonal gift (Travel suitcase belt, Knee blanket etc.)
Additional Fees	<ul style="list-style-type: none"> -Additional nights at the hospital -Hotel / Condominium accommodations -Plane ticket -Site seeing -Treatment of underlying diseases or complications such as infection etc. -Medical treatment unrelated to the main procedure -Meals and Medical treatment for companion -Caretaker (You will need help after your surgery. If you did not come with a companion to help you, you may hire a full time caretaker for 50,000 won~100,000 won a day, who speaks the language of choice.) -Personal items and services: massage, telephone calls, snacks -Postal Service (Luggage, Medicine, Parcels) -You will be notified if any additional costs arise for the procedure
Candidates	<p>Also known as rhytidectomy, Facelifts are most effective for patients who want to correct:</p> <ul style="list-style-type: none"> • Midface sagging • Deep creases under the eyes • Deep creases between the nose and mouth (nasolabial folds) • Jowls due to loss of muscle tone • Sagging areas of fat • Loose skin and fat under the chin and jaw <p>The best candidates for rhytidectomy</p> <ul style="list-style-type: none"> • Wish to improve one or more of the signs of aging indicated above • Are men or women whose faces have begun to sag, but whose skin still has some elasticity (Usually past their late thirties) • Are generally healthy • Do not smoke • Have realistic expectations • Are considering a facelift for personal reasons, not because someone else is pressuring them to do so



<p>Surgery description</p>	<p>Face lift or Rhytidectomy, is intended to restore a more younger-looking appearance by smoothing out and tightening major wrinkles and sagging skin of the face, neck and jaw line. The muscles of the face and neck are elevated and secured together with the removal of any excess skin. This helps in maintaining the improvement of the contours of the face and neck. The goal of Face Lift is to give you a natural revitalized appearance.</p> <p>Magic Lift</p> <p>There is a less invasive procedure available which can lift, contour and suspend the sagging tissues of the face and neck. The Magic Lift procedure can provide quick and relatively bloodless lifting for patients who may need only little to moderate rejuvenation. The Magic Lift is also been called the Feather Lift which uses monofilament, polypropylene threads with cogs or barbs, called also Aptos threads to lift the underlying tissue and contour the face. The results are improved over time as your collagen encapsulates and "bunches" around the threads causing an even further lifting effect. This procedure is considered much less invasive than traditional mid-face, face and brow lifts, requiring less operating room time and less downtime. The Magic Lift is also becoming popular with younger persons wishing for subtle changes or to possibly delay the signs of aging such as facial drooping.</p> <div data-bbox="454 1129 1241 1323"> </div> <p style="text-align: center;">〈Before Images〉 〈After Images〉</p>
<p>Points to inform your doctor</p>	<ul style="list-style-type: none"> -Details about the outcome you desire -Concerns about scars -History of all medical conditions and medication you are taking(prescription and nonprescription) -Allergies to medication and food
<p>Side effects</p>	<p>Temporary bruising, swelling, numbness and tenderness of skin</p> <p>Tightness around face</p> <p>Dry skin</p>

Recovery period	<p> Pain Level: Moderate discomfort, 1-3 days of pain medication Swelling and bruising: 2 weeks or more Numbness: lasts several weeks Bandages: Changed in 1-2 days (drains and sutures removed first 2-5 days) Work: Return after 1-3 weeks Exercise: Wait 2-3 weeks Sun protection: Six months with SPF 15 or higher Final result: Seen 1-4 months following most face lifts </p> <p>When surgery is completed, you will be taken into a recovery area where you will be closely monitored. A bandage will be wrapped around your face to minimize swelling the first night. The tiny surgical drains placed in the hair behind your ears will be painlessly removed along with your bandages on the following morning.</p> <p>Your face and eyelids will be swollen and bruised after surgery. This will be most pronounced the first few days and lasts anywhere from one to six weeks after surgery. Most bruising will disappear within two weeks. It may take months to fully heal. The speed of recovery depends upon the type of skin, age and healing ability of the patient. Most patients can resume everyday activities about two weeks after surgery.</p> <p>Your face may feel numb for a few weeks or even months. This is normal and usually subsides. Scars take longer to fade, but because they are hidden in hairlines, behind the ears and in natural folds, they shouldn't be very noticeable (assuming there are no complications).</p> <p>Your appearance improves dramatically each day following your surgery. Typically, you will need assistance for the first couple of days, but then you can care for yourself. You probably won't feel comfortable allowing others to see you for at least a week, and you may not want to return to work for another 1 to 2 weeks after that. You may want to allow 4 to 8 weeks before attending any major social engagements.</p> <p>You can shower by the second or third day, but be careful to not rub the incisions. Shampoo your hair daily after your procedure with a mild shampoo. A light cover-up may be applied to the eyelids starting four days after your procedure.</p> <p>All lifting, straining, bending and any vigorous activity is to be avoided until all bruises have faded and such activities do not cause any discomfort. To</p>
-----------------	--



	<p>minimize bleeding and swelling, refrain from vigorous exercise for first 2 to 3 weeks. Pain can usually be controlled with pain medication.</p> <p>► To prevent complications it is important to:</p> <ul style="list-style-type: none"> -Keep your head elevated as much as possible to reduce swelling -Apply ice packs to minimize swelling -Do not take aspirin or anti-inflammatory medications -Do not smoke or be exposed to secondary smoke during recovery -Avoid exposure to direct sunlight -Use a sunblock (minimum 15 SPF) to protect your skin
Easy steps	<p>Schedule your surgery at a time that is convenient for you. To initiate the process you would need to fill in the questionnaire below. We will then communicate directly with you by phone or e-mail, in order to obtain more detailed information and initiate the contact between yourself and the surgeon. Send in your pictures and requests and we will show you a 3D image of what the outcomes will look like. We will gladly help you through each step.</p> <p>Please attain traveler's insurance for yourself and people accompanying you before you enter Korea.</p> <p>Note: Traveler's insurance does not cover surgical procedures for aesthetic purposes or treatment for pre-existing conditions, yet it will cover all acquired illnesses and injuries after entering Korea. Ex) Common cold, traffic accident etc.</p> <ol style="list-style-type: none"> 1. Contact Our hospital's coordinator by email : ○○○○○@yahoo.com Include : Name, Date of Birth, Height, Weight, Symptoms, Clear pictures of your face(from the front and the side) Time frame you would like to schedule your surgery 2. Coordinator will communicate information to the physician 3. Schedule appointment and fill out questionnaire about medical history 4. We will send documents for visa and immigration assistance 5. Communicate with coordinator about your flight schedule and we will be able to greet you at the airport 6. Apply for travelers insurance before entering Korea. 7. Initial consultation with doctor 8. Admission to hospital (we will guide you to your room and give you a detailed explanation about the hospital facilities and your surgery) 9. Facelift Surgery

	<p>10. Stay in hospital for 1 night</p> <p>11. Check into hotel (we advise you to stay in Korea for at least one week so that we may monitor your recovery)</p> <p>12. Post surgery doctor' s appointment (2 times, Remove stitches)</p> <p>13. Site seeing (take it easy)</p> <p>14. Depart back to home country (we will assist you to the airport)</p>
Doctor's Information	<p>Among the 700,000 high school graduates each year, only the top 1% are qualified to enter Medical School. Doctors in Korea must study at a Medical University for 6 years, including a 4 year Medical Graduate school course, one year of internship and 4 yearsof residency. After these 11 years, the doctor must pass a difficult national exam to be qualified as a specialist. The average monthly salary of a doctor in Korea is \$15,000 USD. Therefore, doctors that have attained a degree above specialist in Korea can be considered to have attained a first-rate global standard of proficiency.</p> <p>Specialties Plastic Surgery</p> <p>Language Korean, English</p> <p>Credentials Board of Plastic Surgery of KOREA</p> <p>Medical Education 000 000</p> <p>Specialty Training 000 000</p> <p>International Training & Post-Graduate Courses 000 000</p> <p>Work Experience 000 000</p>



Hospital Information	The wide range of cosmetic services offered from facelifts liposuction makes oooooo a 'one-stop shop' for beauty
Nearby Facilities	<p>► LOTTE HOTEL</p> <p>A representative room of the New Wing, the spacious Deluxe Room is modern and elegant in style. It offers the most comfortable place to rest while doing business or just visiting.</p> <p>₩ 50,000 for extra bed</p> <p>There is a 10% tax, and 10% service fee (Total 21%) for all listed prices</p> <div data-bbox="459 667 1321 982"> </div> <p>Service</p> <p>Complimentary use of Fitness Club (including swimming pool / 6:00am~9:30 pm Closed on last Monday of each month)</p> <p>2 Complimentary bottles of water daily (Lotte Icic bottled water, 3 bottles of water will be provided for three staying guests.)</p> <p>High-speed wired internet access (paid service)</p> <p>Newspaper (Korean and English newspapers are available. We are unable to provide Japanese newspapers.)</p> <p>Voice answering service</p> <p>Turndown service</p> <p>Complimentary coffee, tea service</p> <p>Disposable items such as toothbrush, toothpaste, razor and shaving foam are provided in the bathroom</p> <p>Facilities</p> <p>Large LCD TV, shower booth, phone in the bathroom, bidet, work desk with stationary, mobile phone (paid service), tea pot, telephone, safe deposit box, hair dryer, emergency flashlight, slippers, Aloe Vera bathroom amenities, bath robe, shoe polish, shoe horn, yukata gown, plastic bag, umbrella</p> <p>► Car rental service</p>

	<p>▶ Entertainment(within 30 minute distance)</p> <p>Boat tour on the Han River / Boat ride activities / Lotte world amusement park / KyeongBok Palace / Billiard / Spa and Sauna / Fishing / Golf / Skiing Resort / Swimming pool park / Indoor Basketball / Park Golf / Hotspring Sauna / Temple / Observatory</p> <p>Restaurants Duck, Beef, Pork, Chicken Korean Barbecue Nengmyeon (Cold noodles), Kalgooksoo (warm noodles) , Tokbokki (ricecakes in spicy sauce) , Steakhouse, Pizza and Spaghetti, Chinese food</p> <p>Shop to your heart' s delight. We will gladly give you tips about where to go to have an enjoyable time while here in Korea.</p> <p>Korean Transportation is relatively cheap. The basic fee for a taxi starts at \$2. And busses and subway fares also cost \$1~\$2 dollars. Express bus fees cost around \$4~\$10.</p>
Package comparison	<p>〈Singapore〉 Face lift US\$ 10,000 ~ 30,000</p> <p>〈Thailand〉 face lift (face & neck) US\$ 4,000 1 Night in hospital</p> <p>〈Japan〉 Face lift US\$ 15,000 ~ (Excluded room charge)</p>
Coordinator Contact Information	<p>Telephone: +82-2-000-0000 English hot line: +82-10-0000-0000 E-Mail: surgery@ps.com messenger: surgery@hotmail.com</p>
FAQs	<p>Q1: How do I know if I' m eligible for surgery A1: If you are 45 years or older, physically fit, and would like to freshen up your look, you may be a candidate for surgical facelift. Visit us or send us your pictures for a free virtual evaluation.</p> <p>Q2 : Will I be asleep during the surgery A2 : You will be asleep under general anesthesia.</p>



Q3 : How long will I be in the operating room

A3 : The surgery usually takes 1-2 hours for each area.

Q4 : How many days should I stay near Korea

A4 : Allot at least 10-14 days for consultation, surgery and follow-up.

Q5 : Will the scars be visible

A5 : Forehead lift incision is on the coronal area so the scar will be covered with hair. People with hair loss will have to consider the benefits of forehead lift against having a visible scar across the top of the head. Mid-facelift incision is behind the hairline of the temporal area except for an inch in front of each ear. If a neck lift is done simultaneously, a small incision may or may not be made under the chin.

Q6 : What activities should I avoid after surgery

A6 : Avoid swimming and getting to much sun for about 2 weeks, exercise and lifting loads for 2-3 weeks. Avoid applying hair dye for about 6 weeks.

Q7 : What could go wrong

A7 : Some risks of surgery include bleeding, adverse response to anesthesia, infection, delayed healing, nerve injury with numbness and weakness, asymmetry, correctable hair loss on the incision site, keloid formation, and need for revision surgery.


Q8 : How do I prepare for surgery

A8 : To avoid complications and reduce risk factors, your skin must be free from acne and infection. Two weeks before your schedule, you need to stop smoking, drinking alcoholic beverages, taking hormonal pills, herbal supplements, and medicines other than those that your doctor allows you to continue. People with chronic illnesses need surgical clearance from their medical specialist.

(3) 주름제거(Botox & Filler)

Surgery Title	Face Injection Package (Botox & Filler)
Cost (taxes included)	<p>Botox (forehead, crow's feet, mandible, glabella) per site USD \$ 300 ~ \$320</p> <p>Fillers(Restylane): USD\$ 800 ~ \$ 1,600</p> <p>Send in your pictures and contact our coordinator for a plan just for you!</p>
Package Content	<p>Our fully inclusive packages includes the following services</p> <ul style="list-style-type: none"> ▶ Permanent Bilingual Assistant Service. ▶ Doctor fees, hospital costs and supplies ▶ All medication required to perform and recover from the procedure. ▶ Currency exchange ▶ We accept International Credit Cards (Mastercard, Visa, BC, please check with the hospital about the credit card you plan to use) ▶ Visa and travel document assistance ▶ Document assistance for insurance reimbursement ▶ International clients can make cheap international calls ▶ Seasonal gift (Travel suitcase belt, Knee blanket etc.)
Additional Fees	<p>-Hotel / condominium accommodations</p> <p>-Plane ticket</p> <p>-Site seeing</p> <p>-Personal items and services: massage, telephone calls, snacks, postage</p> <p>-Medical treatment unrelated to the main procedure</p> <p>-Transportation (Airport transportation is available for 100,000 won)</p> <p>-Meals and Medical treatment for companion</p> <p>-You will be informed if additional costs arise</p>
You should provide your doctor	<ul style="list-style-type: none"> ▶ Your medical history ▶ Illness you have had



	<ul style="list-style-type: none"> ▶ Medications and Vitamins you are taking ▶ Whether you have had any problems with facial or muscles ▶ Details of your desired outcome
Surgery description	<p>Duration of procedure: Up to 30 minutes Hospitalization: Not required Recovery Time: You can continue with your everyday activities immediately.</p> <p>BOTOX Cosmetic is a therapeutic agent derived from the bacterium <i>Clostridium Botulinum</i>. Also known as Botulinum Toxin Type A, BOTOX Cosmetic is produced in FDA controlled laboratory conditions and is administered in extremely small therapeutic doses. BOTOX Cosmetic is a therapeutic muscle-relaxing agent that helps to remove wrinkles over a variety of areas of the face. It has been used for millions of injections for more than twenty years, and is approved by the FDA for a number of different conditions.</p> <p>Botox is injected without anesthesia, since the injections are not painful. At the same time the surgeon might use an anesthetic cream on the injection site to ease the discomfort. The injection sites are cleaned and the surgeon will make small markings. Next, Botox is injected to relax the muscle that causes the wrinkle.</p> <ul style="list-style-type: none"> ▶ BOTOX can give you <ul style="list-style-type: none"> -Reduced mid-forehead furrows and frown lines -Shapely and lifted eyebrows -Smoothed crow's feet and fine lines under the eyes -Lifted corners of the mouth -Softened lip lines as well as increased fullness of the upper lip -Reduced neck bands and lines <div style="text-align: center;">  <p>〈Before Image〉 〈After Image〉</p> </div> <ul style="list-style-type: none"> ▶ Treatment for Excessive Sweating Hyperhidrosis is a condition where the body produces excessive amounts of perspiration, and can leave the affected areas constantly damp, making

everyday activities difficult to carry out, and causing embarrassment to the sufferer.

Common areas for treatment include



- Hands
- Chest
- Armpits
- Feet

Dermal fillers are popular treatments for wrinkles and facial lines. A dermal filler procedure helps to 'fill out' and smooth away troublesome:

- Forehead Lines
- Frown Furrows
- Lipstick Lines
- Acne Pits
- Crows Feet

- Nose to Mouth Grooves


Dermal fillers are also effective for increasing fullness to narrow lips, enhancing sunken cheeks and can even be used to contour the bridge of the nose.



Collagen is a natural protein that is the main constituent of skin, bones, muscles and ligaments. Over time, our collagen cells which provide the structural support, resilience and shape to the skin, reduce in number which causes the skin to lose elasticity allowing fine lines and wrinkles to develop.

Collagen Replacement Therapy using dermal fillers make it possible to temporarily suspend and even reverse the signs of ageing. Following treatment, wrinkles are markedly and visibly reduced and lines in the skin, repaired. The suppleness, elasticity and tone of the skin is naturally restored, with immediately visible results.

Restylane is a clear sterile gel composed of stabilized hyaluronic acid. This resembles the non-stabilized hyaluronic acid found in the body, which helps to optimize the water content of skin cells and connective tissue, guaranteeing normal skin moisture and flexibility.



	 <p>〈Before Image〉 〈After Image〉</p>
Aftercare	<ul style="list-style-type: none"> ▶ Gently exercise the treatment areas by frowning, smiling, squinting and lifting the eyebrows occasionally- this will optimize your result ▶ Do not rub or massage the treatment areas- this may increase the risk of complications by spreading the product ▶ Avoid alcohol, aspirin and ibuprofen for 24 hours which can increase the risk of bruising and swelling ▶ Avoid lying flat or bending down excessively ▶ Avoid very strenuous physical activity
Possible side effects & Risks	<p>Side effects include: dry mouth, discomfort or pain at the injection site, tiredness, headache, neck pain, and eye problems: double vision, blurred vision, decreased eyesight, drooping eyelids, swelling of your eyelids, and dry eyes.</p> <p>Allergic reactions include itchy rash, swelling, and shortness of breath. Tell your doctor or get medical help right away if you experience any such symptoms</p>
Doctor's Information	<p>Among the 700,000 high school graduates each year, only the top 1% are qualified to enter Medical School. Doctors in Korea must study at a Medical University for 6 years, including a 4 year Medical Graduate school course, one year of internship and 4 years of residency. After these 11 years, the doctor must pass a difficult national exam to be qualified as a specialist. The average monthly salary of a doctor in Korea is \$15,000 USD. Therefore, doctors that have attained a degree above specialist in Korea, can be considered to have attained a first-rate global standard of proficiency.</p> <p>Specialties Dermatology</p>

	<p>Language Korean, English</p> <p>Credentials</p> <p>Medical Education 000 000</p> <p>Specialty Training 000 000</p> <p>International Training & Post-Graduate Courses 000 000</p> <p>Work Experience 000 000</p>
Hospital Information	The wide range of cosmetic services offered – from Botox to tummy-tucks –makes oooooo a 'one-stop shop' for beauty
Nearby Facilities	<p>▶ LOTTE HOTEL</p> <p>A representative room of the New Wing, the spacious Deluxe Room is modern and elegant in style. It offers the most comfortable place to rest while doing business or just visiting.</p> <p>₩ 50,000 for extra bed</p> <p>There is a 10% tax, and 10% service fee (Total 21%) for all listed prices</p> <div>   </div>



Service

Complimentary use of Fitness Club (including swimming pool / 6:00am~9:30 pm Closed on last Monday of each month)

2 Complimentary bottles of water daily (Lotte Icis bottled water, 3 bottles of water will be provided for three staying guests.)

High-speed wired internet access (paid service)

Newspaper (Korean and English newspapers are available. We are unable to provide Japanese newspapers.)

Voice answering service

Turndown service

Complimentary coffee, tea service

Disposable items such as toothbrush, toothpaste, razor and shaving foam are provided in the bathroom

► Facilities

Large LCD TV, shower booth, phone in the bathroom, bidet, work desk with stationary, mobile phone (paid service), tea pot, telephone, safe deposit box, hair dryer, emergency flashlight, slippers, Aloe Vera bathroom amenities, bath robe, shoe polish, shoe horn, yukata gown, plastic bag, umbrella

► Car rental service

► Entertainment(within 30 minute distance)

Boat tour on the Han River / Boat ride activities / Lotte world amusement park / KyeongBok Palace / Billiard / Spa and Sauna / Fishing / Golf / Skiing Resort / Swimming pool park / Indoor Basketball / Park Golf / Hotspring Sauna / Temple / Observatory

Restaurants Duck, Beef, Pork, Chicken Korean Barbecue

Nengmyeon (Cold noodles), Kalgooksoo (warm noodles) , Tokbokki (ricecakes in spicy sauce) , Steakhouse, Pizza and Spaghetti, Chinese food etc

Shop to your heart' s delight. We will gladly give you tips about where to go to have an enjoyable time while here in Korea.


Korean Transportation is relatively cheap. The basic fee for a taxi starts at \$2. And busses and subway fares also cost \$1~\$2 dollars. Express bus fees cost around \$4~\$10.

<p>Package comparison</p>	<p>〈Singapore〉 BotoxUSD \$ 450~ \$ 500 Fillers(Restylane): USD\$ 500 ~ \$700</p> <p>〈Thailand〉 Botox(per site) USD \$ 300 ~ \$ 400 Fillers(Restylane): USD\$ 600 ~ \$740</p> <p>〈Japan〉 BotoxUSD \$200 ~ \$250 Fillers(Restylane): USD\$ 780 ~ 1,500</p> <p>〈USA〉 Botox (per site)USD \$295</p>
<p>Coordinator Contact Information</p>	<p>Telephone: +82-2-000-0000 English hot line: +82-10-0000-0000 E-Mail: botox@dermatology.com messenger: botox@hotmail.com</p>



3.6 레이저시술(Laser Resurfacing)

Surgery Title	Laser Resurfacing Package
Cost (taxes included)	<p>Skin tightening laser package: \$1,800</p> <p>Acne treatment laser package:\$1,800</p> <p>Whitening laser package: \$1,800</p>
Package Content	<p>Our fully inclusive packages includes the following services</p> <ul style="list-style-type: none"> ▶ Permanent Bilingual Assistant Service. ▶ Doctor fees, hospital costs and supplies ▶ All medication required to perform and recover from the procedure. ▶ Currency exchange ▶ We accept International Credit Cards (Master card, Visa, BC, please check with the hospital about the credit card you plan to use) ▶ Visa and travel document assistance
Additional Fees	<p>-Hotel / condominium accommodations</p> <p>-Plane ticket</p> <p>-Personal items and services: massage, telephone calls, snacks, postage</p> <p>-Medical treatment unrelated to the main procedure</p> <p>-Transportation (Airport transportation is available for 100,000 won)</p> <p>-Meals and Medical treatment for companion</p> <p>-You will be informed if additional costs arise</p>
Surgery description	<p>The laser skin resurfacing procedure is performed on an outpatient basis. During the laser peel, the patient is placed under local anesthesia and sedative medications, and the patient' s eyes are covered to protect them from the laser light. The length of the procedure depends upon the size of the area the patient wishes to have treated. A partial facial skin resurfacing can take as little as half an hour; a full resurfacing can take up to two hours.</p> <p>Following laser resurfacing, a sterile dressing is applied to the treatment sites for 24 hours. The patient then cleans the treated areas two to five times a day with saline or a dilute vinegar solution. An ointment such as</p>

	<p>Vaseline, Eucerin or Aquaphor is then applied. This wound care is intended to prevent any scab formation. In general, the areas heal in 10-21 days, depending on the nature of the condition that was treated.</p> <p>After the procedure, you may experience some swelling and discomfort. Cold packs are usually recommended to reduce the swelling.</p> <p>If a bandage was applied after the surgery, it maybe changed in a few days, but it will be completely removed after approximately one week, at which time an ointment is applied. Some physicians use a tape that retains moisture to bandage the treated area. Because this bandage must remain dry, you will not be able to shower normally until the bandages are removed.</p> <p>If the treated area is not bandaged, you will need to wash your face several times daily. You will need to use caution in caring for the treated area. After each washing, you will need to apply an ointment, such as petroleum jelly, to the treated area. Scabs may form, and last for about 10 days. You must not pick at the scabs. If you experience pain, an over-the-counter pain medication can be taken.</p> <p>Once the areas have healed, makeup may be worn to camouflage the pink to red color that is generally seen after laser skin resurfacing. Green-based make-ups are particularly suitable for this camouflage since they neutralize the red color. Oil-free make-ups are recommended after laser resurfacing. The redness in the laser-treated sites generally fades in two to three months but may take as long as six months to completely disappear. The redness generally persists longer in blondes and redheads.</p>
<p>Reasons for Considering Laser Skin Resurfacing:</p>	<ul style="list-style-type: none"> ▶ Reduce or remove facial wrinkles, creases, and lines ▶ Improve sun-damaged skin ▶ Correct pigmentation problems and spots ▶ Effectively treat scars from acne ▶ Tighten skin that has lost elasticity due to aging <div data-bbox="456 1633 1353 1837">  <p style="text-align: center;">〈Before Images〉 〈After Images〉</p> </div>



Tell your doctor	<ul style="list-style-type: none"> ▶ Tell your doctor about any allergies you have (to foods, drugs, environmental elements). ▶ Tell your doctor about all medications, herbal supplements or natural supplements that you are taking (both prescription and non-prescription), including such natural remedies ▶ Be sure to tell your doctor if you smoke. Smoking can lead to complications and poor healing. ▶ Tell your doctor if you have been exposed to significant amounts of radiation, have a history of unusual or poor scarring, or cold sores like herpes or shingles. ▶ Let your doctor know if you have taken Acutane any time during the year and half before the surgery. This medication can affect your skin ability to heal after laser resurfacing. ▶ Tell your doctor if you have any serious medical conditions ▶ Carefully follow any instructions your doctor gives you regarding eating and drinking, smoking, and vitamins. ▶ Avoid aspirin and all medicines that contain aspirin for two weeks prior to the procedure. ▶ Tell your doctor if you have had previous facial surgery. ▶ Arrange for someone to drive you home after the procedure.
Possible Complications	<ul style="list-style-type: none"> ▶ Milia, which are small white bumps, may appear in the laser-treated areas during healing. These may be removed by gentle cleansing with a washcloth. ▶ Hyperpigmentation (increased pigmentation), and more rarely hypopigmentation (decreased skin pigmentation), may result in the laser-treated areas. In general, the hyperpigmented areas may be treated with bleaching cream to speed fading of the pigment. ▶ Reappearance of a cold sore may occur, especially after laser skin resurfacing around the mouth. You can prevent this by asking your doctor for an antiviral medication, which you can begin taking before your surgery and continue taking seven to 10 days after laser resurfacing. ▶ You can also prevent bacterial infections by taking an antibiotic prior to the surgery and continuing for seven to 10 days afterwards.

	<ul style="list-style-type: none"> ▶ You should expect swelling after laser skin resurfacing. Ask your doctor about steroids injected into the muscles, which can lessen this effect. ▶ Patients are encouraged to sleep on an extra pillow at night to help reduce the swelling after laser resurfacing. Ice pack application is also helpful in the first 24-48 hours. ▶ Scarring after laser skin resurfacing, although very rare, may occur in laser-treated areas. ▶ Cessation of smoking is highly recommended because smoking is known to have harmful effects on the healing process.
Doctor's Information	<p>Among the 700,000 high school graduates each year, only the top 1% are qualified to enter Medical School. Doctors in Korea must study at a Medical University for 6 years, including a 4 year Medical Graduate school course, oneyear of internship and 4 years of residency. After these 11 years, the doctor must pass adifficult national exam to be qualified as a specialist. The average monthly salary of a doctor in Korea is \$15,000 USD. Therefore, doctors that have attained a degree above specialist in Korea can be considered to have attained a first-rate global standard of proficiency.</p> <p>Specialties Dermatology</p> <p>Language Korean, English</p> <p>Credentials</p> <p>Medical Education 000 000</p> <p>Specialty Training 000 000</p> <p>International Training & Post-Graduate Courses 000 000</p>



	<p>Work Experience</p> <p>000 000</p>
Hospital Information	<p>The wide range of cosmetic services offered – from Skin treatment to tummy tucks -makes oooooo a 'one-stop shop' for beauty</p>
Nearby Facilities	<p>▶ LOTTE HOTEL</p> <p>A representative room of the New Wing, the spacious Deluxe Room is modern and elegant in style. It offers the most comfortable place to rest while doing business or just visiting. ₩ 50,000 for extra bed There is a 10% tax, and 10% service fee (Total 21%) for all listed prices</p> <div data-bbox="453 890 1310 1205"> </div> <p>Service</p> <p>Complimentary use of Fitness Club (including swimming pool / 6:00am~9:30 pm Closed on last Monday of each month) 2 Complimentary bottles of water daily (Lotte Icis bottled water, 3 bottles of water will be provided for three staying guests.) High-speed wired internet access (paid service) Newspaper (Korean and English newspapers are available. We are unable to provide Japanese newspapers.) Voice answering service Turndown service Complimentary coffee, tea service Disposable items such as toothbrush, toothpaste, razor and shaving foam are provided in the bathroom</p> <p>▶ Facilities</p> <p>Large LCD TV, shower booth, phone in the bathroom, bidet, work desk with</p>

	<p>stationary, mobile phone (paid service), tea pot, telephone, safe deposit box, hair dryer, emergency flashlight, slippers, Aloe Vera bathroom amenities, bath robe, shoe polish, shoe horn, yukata gown, plastic bag, umbrella</p> <p>▶ Car rental service</p> <p>▶ Entertainment(within 30 minute distance)</p> <p>Boat tour on the Han River / Boat ride activities / Lotte world amusement park / KyeongBok Palace / Billiard / Spa and Sauna / Fishing / Golf / Skiing Resort / Swimming pool park / Indoor Basketball / Park Golf / Hotspring Sauna / Temple / Observatory</p> <p>RestaurantsDuck, Beef, Pork, Chicken Korean Barbecue Nengmyeon (Cold noodles), Kalgooksoo (warm noodles) , Tokbokki (ricecakes in spicy sauce) , Steakhouse,Pizza and Spaghetti, Chinese food</p> <p>Shop to your heart' s delight. We will gladly give you tips about where to go to have an enjoyable time while here in Korea.</p> <p>Korean Transportation is relatively cheap. The basic fee for a taxi starts at \$2. And busses and subway fares also cost \$1~\$2 dollars. Express bus fees cost around \$4~\$10.</p>
Package comparison	<p>〈Singapore〉</p> <p>▶ IPL Laser Package</p> <p>-1 session \$ 180</p> <p>-3 session \$ 920</p> <p>▶ Titan Laser Package (skin tightening)</p> <p>-1 session \$ 945</p> <p>-3 session \$ 4,330</p> <p>〈Thailand〉</p> <p>▶ IPL Laser Package</p> <p>-1 session \$ 257</p> <p>▶ AURORA Laser Package</p> <p>-1 session \$ 198</p> <p>-5 session \$ 820</p>



	<p>〈USA〉</p> <p>▶ Titan Laser Package (skin tightening)</p> <p>-Neck (3 times) \$ 2,000</p> <p>-Lower face (3 times) \$2,550</p> <p>-Full face (3 times) \$ 2,850</p> <p>▶ Pearl Laser Package(skin tightening)</p> <p>-Full face (single) \$995</p> <p>(2 times) \$ 1,495</p>
Coordinator Contact Information	<p>Telephone: +82-2-000-0000</p> <p>English hot line: +82-10-0000-0000</p> <p>E-Mail: laser@dermatology.com</p> <p>messenger: laser@hotmail.com</p>

3.7 메디컬 스킨케어(Medical Skincare)

Surgery Title	Medical Skincare Package
Cost (taxes included)	1. Naturally Clean and White Face Course : USD\$ 100 per session 2. Smiling Skincare Course: USD\$ 100 per session 3. Elastic Skincare Course: USD\$ 100 per session 4. Celebrity Skincare Course: USD\$ 200 per session
Package Content	<p>Our fully inclusive packages includes the following services</p> <ul style="list-style-type: none"> ▶ Airport Greeting and Transportation to Medical Center ▶ Permanent Bilingual Assistant Service. ▶ Doctor fees, hospital costs and supplies ▶ All medication required to perform and recover from the procedure. ▶ Currency exchange ▶ Translation services ▶ We accept International Credit Cards (Master, Visa, BC, please check with the hospital about the credit card you plan to use) ▶ Visa and travel document assistance ▶ Document assistance for insurance reimbursement ▶ International clients can make cheap international calls ▶ Seasonal gift (Travel suitcase belt, Knee blanket etc.) <p>These prices do not include lodging, food, surgery, physical therapy, airline tickets or touristic activity.</p>
Additional Fees	<ul style="list-style-type: none"> -Hotel / condominium accommodations -Plane ticket -Personal items and services: massage, telephone calls, snacks, postage -Medical treatment unrelated to the main procedure -Transportation -Meals and Medical treatment for companion -You will be notified if additional costs arise
Medical Skincare	<p>Medical skincare refers to a special skincare by an esthetician as prescribed by a physician. Our dermatologists carefully examine and prescribe an aesthetic program for each individual skin situation –whitening, wrinkle care, elastic care, moisturizing, pore-refining, acne treatment, etc. Medical skincare differs from general skincare in its effectiveness applying advanced medical knowledge and treatment.</p>



<p>Surgery description</p>	<p>Duration of procedure: up to 1 hour Hospitalization: Outpatient Recovery Time:</p> <p>"3 Day Package Program"- A great way to travel and improve your skin with a reasonable price.</p> <p>Course 1- Naturally Clean and White Face Course 1st Day Oxygen Peeling + Helium Neon Removal of Keratin, softening, and whitening (supplying both vitamins and oxygen) improves the overall condition of your skin. 2nd Day IPL Laser Remove freckles and other waste matters from your skin clean & bright face. Also effective for anti-aging. 3rd Day Snail Viscous Fluid Treatment Effective method to moisture, sooth, and brighten your face.</p> <p>Course 2 - Smiling Skincare Course (Bright & Shine Course) 1st Day Vital Velvet Care + Helium-Neon Renewal Laser Delicate electric current and supersonic vibration permeates both moisturizing and whitening substances into your skin. This is good for balance, moisture and increasing elasticity. 2nd Day IPL Laser Remove freckles and other waste matters from your skin for a clear & bright face. Also effective for anti-aging. 3rd Day Propolis Care + Helium-Neon Renewal Laser Permeate Oxygen and naturally moisturizing substances intoskin to supply moisture, boost skin immunity, and have a whitening effect.</p> <p>Course 3 - Elastic Skincare Course 1st Day Pumpkin Peeling Peel off old keratin from your skin to brighten your face. Vitamin A contained in the pumpkin,speeds the renewing of your skin' s dermis layer, which is effective for moisturizingand improving elasticity. 2nd Day Thermage NXT Laser The laser uses high-frequency energy to send a great amount of heat deep into your skin. This laser re-firms the old/weak collagen and triggers reproduction of new collagen to increase elasticity in your skin. 3rd Day M2-peptide Care A combined body of amino-acids forms collagen to increase elasticity and improve wrinkles.</p>
--------------------------------	--

	<p>Course 4 – Celebrity Skincare Course</p> <p>1st Day Scaling Care + Helium-Neon Renewal Laser Melt away old keratin from your skin surface and helps to reproduce new cells to brighten your skin tone and eliminate waste.</p> <p>2nd Day Thermage NXT Laser The laser uses high-frequency energy to send a great amount of heat deep into your skin. Re-firms the old/weak collagen and triggers reproduction of new collagen to increase elasticity.</p> <p>3rd Day IPL Laser + Snail Viscous Fluid Treatment + Helium-Neon Renewal Laser Removing freckles and other waste matters from your skin to make a clean & bright face. Highly effective for anti-aging, oil balancing and moisturizing.</p>
<p>Doctor's Information</p>	<p>Among the 700,000 high school graduates each year, only the top 1% are qualified to enter Medical School. Doctors in Korea must study at a Medical University for 6 years, including a 4 year Medical Graduate school course, one year of internship and 4 years of residency. After these 11 years, the doctor must pass a difficult national exam to be qualified as a specialist. The average monthly salary of a doctor in Korea is \$15,000 USD. Therefore, doctors that have attained a degree above specialist in Korea, can be considered to have attained a first-rate global standard of proficiency.</p> <p>Specialties Dermatology</p> <p>Language Korean, English</p> <p>Credentials</p> <p>Medical Education 000 000</p> <p>Specialty Training 000 000</p> <p>International Training & Post-Graduate Courses 000 000</p>



	<p>Work Experience</p> <p>000 000</p>
Hospital Information	<p>-The wide range of cosmetic services offered -from skin care to tummy-tucks makes oooooo a 'one-stop shop' for beauty</p>
Nearby Facilities	<p>▶ LOTTE HOTEL</p> <p>A representative room of the New Wing, the spacious Deluxe Room is modern and elegant in style. It offers the most comfortable place to rest while doing business or just visiting. ₩ 50,000 for extra bed There is a 10% tax, and 10% service fee (Total 21%) for all listed prices</p> <div data-bbox="446 882 1308 1197"> </div> <p>Service</p> <p>Complimentary use of Fitness Club (including swimming pool / 6:00am~9:30 pm Closed on last Monday of each month) 2 Complimentary bottles of water daily (Lotte Ic is bottled water, 3 bottles of water will be provided for three staying guests.) High-speed wired internet access (paid service) Newspaper (Korean and English newspapers are available. We are unable to provide Japanese newspapers.) Voice answering service Turndown service Complimentary coffee, tea service Disposable items such as toothbrush, toothpaste, razor and shaving foam are provided in the bathroom</p> <p>▶ Facilities</p> <p>Large LCD TV, shower booth, phone in the bathroom, bidet, work desk with</p>

	<p>stationary, mobile phone (paid service), tea pot, telephone, safe deposit box, hair dryer, emergency flashlight, slippers, Aloe Vera bathroom amenities, bath robe, shoe polish, shoe horn, yukata gown, plastic bag, umbrella</p> <p>▶ Car rental service</p> <p>▶ Entertainment(within 30 minute distance)</p> <p>Boat tour on the Han River / Boat ride activities / Lotte world amusement park / KyeongBok Palace / Billiard / Spa and Sauna / Fishing / Golf / Skiing Resort / Swimming pool park / Indoor Basketball / Park Golf / Hotspring Sauna / Temple / Observatory</p> <p>RestaurantsDuck, Beef, Pork, Chicken Korean Barbecue Nengmyeon (Cold noodles), Kalgooksoo (warm noodles) , Tokbokki (ricecakes in spicy sauce) , Steakhouse,Pizza and Spaghetti, Chinese food etc</p> <p>Shop to your heart' s delight. We will gladly give you tips about where to go to have an enjoyable time while here in Korea.</p> <p>Korean Transportation is relatively cheap. The basic fee for a taxi starts at \$2. And busses and subway fares also cost \$1~\$2 dollars. Express bus fees cost around \$4~\$10.</p>
Package comparison	<p>〈Singapore〉 Chemical Peel Package : 3 times \$ 230 http://rafflesmedicalgroup.com/aesthetics/packages/special-student-packages.aspx</p> <p>〈Thailand〉 Chemical Peel Package : \$ 100 http://www.bumrungrad.com/overseas-medical-care/medical-services/procedures/skin/chemical-peel.aspx</p> <p>Could not find medical skin care program packages to compare</p>
Coordinator Contact Information	<p>Telephone: +82-2-000-0000 English hot line: +82-10-0000-0000 E-Mail: Mediskincare@dermatology.com messenger: mediskincare@hotmail.com</p>



4 건강진단 상품

4.1 심장정밀 건강검진(Health Screening-Heart)

Package Title	Heart risk Screening Package
Cost	<p>Heart package Male (under 49) : \$ 1,500 ~ Male (over 50) : \$ 1,800 ~</p> <p>Heart package Female (under 49) : \$ 1,700 ~ Female (over 49) : \$ 2,000 ~</p> <p>Translation service, All taxes included</p>
Package Content	<p>Our fully inclusive packages includes the following services</p> <ul style="list-style-type: none"> ▶ Airport Greeting and Transportation to Medical Center ▶ Doctor fees, hospital costs and supplies ▶ All medication required to perform and recover from the procedure. ▶ Currency exchange ▶ We accept International Credit Cards (Master, Visa, BC, please check with the hospital about the credit card you plan to use) ▶ Visa and travel document assistance ▶ Document assistance for insurance reimbursement <p>These prices do not include lodging, food, surgery, physical therapy, airline tickets or touristic activity.</p>
Additional Fees	<ul style="list-style-type: none"> ▶ Additional nights at the hospital ▶ Hotel / Condominium accommodations ▶ Plane ticketing ▶ Personal items and services: massage, telephone calls, snacks, postage ▶ Medical treatment unrelated to the main procedure ▶ Transportation ▶ You will be informed if additional costs arise

Program details	▶ Program: Heart – Male(under age 49)	
	Classification	Test Items
	Body Measurement	Body Mass Index, Blood Pressure
	Blood Tests	Hepatitis B & C, Liver Function Test(7) Lipid Panel(4) Diabetic Evaluation(2) Syphilis, AIDS, Basic Chemistry, Complete Blood Cell Count, Helicobacter Pylori(serum) In Singapore and Thailand the examinations listed in slanted blue are not included in the package price, but are offered as options for an extra fee. In Korea, these items are included in the package price.
	Tumor Markers (4)	Liver Cancer, Colon Cancer, Pancreatic Cancer, Prostatic Cancer
	Blood Coagulation	Blood Coagulation Test, Peripheral Blood Smear Test
	Stool/Urine	Stool Parasite & Occult Blood Test, Urine Analysis
	Eye Exams	Stool Parasite & Occult Blood Test, Urine Analysis
	Dental Exam	Dental Exam (Examination and Consultation with Dental Specialist)
	Digestive System	Abdominal Ultrasonography, (included in package price) Singapore: \$115 ~ \$236 (not included in package price) Thailand: \$153 ~ \$217 Japan: \$131 ~\$156 Upper Endoscopy, (included in package price) Singapore: \$725 ~ \$1,900



	Thailand: \$282 Japan: \$142
Respiratory System	Pulmonary Function Test, Chest Radiograph
Cardiovascular System	Electrocardiography Treadmill Test (included in package price) Echocardiography, (included in package price) Singapore: \$225 Thailand: \$80 Carotid Ultrasonography, Vascular Function Test, Cardiac related Blood Test
Endocrine System	Thyroid Function Test, Insulin(serum)
Nutrition	Nutrition Assessment & Consultation
Others	Pre-medical Consultation

► Programs: Heart - Male(age 50 & above)

Classification	Test Items
Heart - Same content as Male under age 49	
Additional Examinations	
ENT Exams	Audiometry
Cardiovascular System	Electrocardiography, Treadmill Test, Echocardiography, Carotid Ultrasonography, Vascular Function Test, Cardiac related Blood Test, Coronary 3DCT



▶ Program: Heart - Female(under age 49)	
Classification	Test Items
Body Measurement	Body Mass Index, Blood Pressure
Blood Tests	Hepatitis B & C, Liver Function Test(7) Lipid Panel(4) Diabetic Evaluation(2) Syphilis, AIDS, Basic Chemistry, Complete Blood Cell Count, Helicobacter Pylori(serum) In Singapore and Thailand the examinations listed in slanted blue are not included in the package price, but are offered as options for an extra fee. In Korea, these items are included in the package price.
Tumor Markers (4)	Liver Cancer, Colon Cancer, Pancreatic Cancer, Ovarian Cancer
Blood Coagulation	Blood Coagulation Test, Peripheral Blood Smear Test
Stool/Urine	Stool Parasite & Occult Blood Test, Urine Analysis
Eye Exams	Vision Test, Intraocular Pressure, Fundus Photo
Dental Exam	Dental Exam (Examination and Consultation with Dental Specialist)
Digestive System	Abdominal Ultrasonography, (included in package price) Singapore: \$115 ~ \$236 (not included in package price) Thailand: \$153 ~ \$217 Japan: \$131 ~ \$156 Upper Endoscopy, (included in package price) Singapore: \$725 ~ \$1,900 Thailand: \$282 Japan: \$142



	Respiratory System	Pulmonary Function Test, Chest Radiograph
	Cardiovascular System	Electrocardiography Treadmill Test (included in package price) Singapore: \$128 Thailand: \$128 Echocardiography (included in package price) Singapore: \$225 Thailand: \$80 Carotid Ultrasonography Vascular Function Test, Cardiac related Blood Test
	Endocrine System	Thyroid Function Test, Insulin(serum)
	Gynecology	Gynecological Exam, Pap Smear, Mammography, Breast Ultrasonography, Pelvic Ultrasonography, Human Papilloma Virus Test
	Nutrition	Nutrition Assessment & Consultation
	Others	Pre-medical Consultation
▶ Program: Heart - Female(age 50 & above)		
Classification		Test Items
Heart - Female(under age 49)		
Additional Examinations		
ENT Exams	Audiometry	
Cardiovascular System	Electrocardiography, Treadmill Test, Echocardiography, Carotid Ultrasonography, Vascular Function Test, Cardiac related Blood Test, Coronary 3DCT	

<p>Doctor's Information</p>	<p>Among the 700,000 high school graduates each year, only the top 1% are qualified to enter Medical School. Doctors in Korea must study at a Medical University for 6 years, including a 4 year Medical Graduate school course, one year of internship and 4 years of residency. After these 11 years, the doctor must pass a difficult national exam to be qualified as a specialist. The average monthly salary of a doctor in Korea is \$15,000 USD. Therefore, doctors that have attained a degree above specialist in Korea can be considered to have attained a first-rate global standard of proficiency.</p> <p>Specialties Internal medicine</p> <p>Language Korean, English</p> <p>Credentials</p> <p>Medical Education 000 000</p> <p>Specialty Training 000 000</p> <p>International Training & Post-Graduate Courses 000 000</p> <p>Work Experience 000 000</p>
<p>Why receive a Total Health Screening?</p>	<p>The purpose of receiving a thorough health screening is to prevent and discover disease in its early stages in order for you to know what kind of treatment you need to prevent the disease from developing. For this reason we recommend that you have a thorough health screening annually.</p> <p>In Korea, we have a one-stop-service program for Total Health Screening. Hospitals in Korea, Japan and Singapore have developed Total Health Screening programs where you can receive all your required examinations in one place in one day without having to go from hospital to hospital.</p>



	<p>In Korea, the Health Screening Packages are developed with regards to the patient' s age, gender, health risk factors (Lifestyle habits, Family history etc.) to match the individual' s situation.</p> <p>People in their 20s and 30s tend to not pay attention to their health, yet it would be in their best interest to receive a total health screening every 1 or 2 years to discover any abnormalitiesin their early stages.</p> <p>Many people in their 40s to 60s have developed uncomfortable symptoms, yet they do not tend to them due to their busy schedules. This is why Heart disease, Stroke, Liver disease, Lung disease and cancer are main reasons causing death. It is highly recommended that these people receive a health screening every 1 or 2 years. Elderly who are easily exposed to diseases and patients who already have an illness would need to receive a health screening once every 6 months or when the doctor recommends one. If you have any of the following symptoms, please make sure to receive a total health screening.</p> <ul style="list-style-type: none"> ▶ Easily tired and lose weight for no special reason. ▶ One particular part of your body hurts continuously ▶ Back of your neck is stiff or you feel pain in your chest ▶ Easily run out of breath when going up the stairs ▶ Always thirsty and go to the restroom frequently ▶ Women who are susceptible to breast cancer, uterine cancer and osteoporosis ▶ Frequent stomach ache, constipation or diarrhea
<p>Nearby Facilities</p>	<p>▶ LOTTE HOTEL</p> <p>A representative room of the New Wing, the spacious Deluxe Room is modern and elegant in style. It offers the most comfortable place to rest while doing business or just visiting.</p> <p>₩ 50,000 for extra bed</p> <p>There is a 10% tax, and 10% service fee (Total 21%) for all listed prices</p> <div style="display: flex;">   </div>

	<p>Service</p> <p>Complimentary use of Fitness Club (including swimming pool / 6:00am~9:30 pm Closed on last Monday of each month)</p> <p>2 Complimentary bottles of water daily (Lotte Icis bottled water, 3 bottles of water will be provided for three staying guests.)</p> <p>High-speed wired internet access (paid service)</p> <p>Newspaper (Korean and English newspapers are available. We are unable to provide Japanese newspapers.)</p> <p>Voice answering service</p> <p>Turndown service</p> <p>Complimentary coffee, tea service</p> <p>Disposable items such as toothbrush, toothpaste, razor and shaving foam are provided in the bathroom</p> <p>► Facilities</p> <p>Large LCD TV, shower booth, phone in the bathroom, bidet, work desk with stationary, mobile phone (paid service), tea pot, telephone, safe deposit box, hair dryer, emergency flashlight, slippers, Aloe Vera bathroom amenities, bath robe, shoe polish, shoe horn, yukata gown, plastic bag, umbrella</p>
Package comparison	<p>〈Singapore〉</p> <p>Cardiologist HeartPackage : USD \$1,160 (excluded GST)</p> <p>Cholesterol Profile, Blood Glucose, Blood Creatinine, Full Blood Count, Blood Grouping, Renal Panel, Liver Panel, Metabolic Disorders, Bone Disease, Cancer Markers, Venereal Disease Screening, Hepatitis Screening, ECG, Coronary CT Angiogram(including Calcium Scoring) Cardiologist Assessment (Physical and Clinical Review/Risk Profile Assessment)</p> <p>optional investigations(Total \$ 415)</p> <ul style="list-style-type: none"> * treadmill (\$ 128) * 2D Echocardiogram (\$ 225) * MRI Stroke Screening (\$ 346) * Ankle Brachial Index (\$ 45) <p>Cardiologist Heart Package + Optional investigations = \$ 1,575</p> <p>〈Thailand〉</p> <p>Check-Up hearts with Love Your Heart Program.</p> <p>Prices start at 130,04 USD</p>



The cardiovascular specialist physician, which is held or a fine program.
Check the individual that you really only appropriate.
Medicine medical examination by a specialist cardiac (Cardiologist).
Check the integrity of the blood: CBC
Measuring blood glucose: Fasting Blood Sugar (FBS).
Measurements of glucose accumulate in the blood (Hb A1C).
Measuring blood levels of fats in Total Cholesterol, Triglyceride, HDL - Cholesterol, LDL - Cholesterol.
Check renal function(Blood Urea Nitrogen (BUN), Creatinine)
Check liver function (SGPT, SGOT).
Level measurement Sodium, Potassium.
Chest X-Ray
Check the work of the heart with electrical waves: (EKG).
* Included doctor' s and OPD' s fees
Medical Report.
Hospital Service and Nursing Service.

〈Japan〉

Heart Package USD \$ 1200 (included tax)
Body measurements (height, weight, BMI, abdominal girth, vision, hearing, blood pressure, Body fat ratio)
Urine tests (Glucose, protein, occult blood)
Fecal occult blood test
Blood counts, Liver function
Fasting blood sugar, HbA1c, uric acid
Renal & Pancreatic Function : Creatinine, BUN, Amylase
Electrolyte/ Serum: Na, K, C I , CRP, RF
Syphilis, AIDS, Thyroid gland Function test,
Tumor markers: Liver, Colon,Pancreatic,Prostatic
Others:Ca, P, Mg, Fe
Electrocardiogram
Chest X-ray
upper endoscopy
Abdominal ultrasound
Pulmonary function tests
Retinography (bilateral)
Heart ultrasound
Carotid ultrasound
Homocysteine
Blood pressure pulse-wave measurement

Coordinator Contact Information	Telephone: +82-2-000-0000 English hot line: +82-10-0000-0000 E-Mail: Mediskincare@dermatology.com messenger: mediskincare@hotmail.com
---------------------------------------	--



4.2 암정밀 건강검진(Health Screening-Cancer)

Package Title	Cancer risk Screening Package						
Cost	<p>Cancer package male (under 49) : \$ 1,400 ~ male (over 50) : \$ 1,400 + \$900</p> <p>Cancer package female (under 49) : \$ 1,800 ~ female (over 49) : \$ 1,800 + \$900</p> <p>Translation service, All taxes included</p>						
Package Content	<p>Our fully inclusive packages includes the following services</p> <ul style="list-style-type: none"> ▶ Airport Greeting and Transportation to Medical Center ▶ Doctor fees, hospital costs and supplies ▶ All medication required to perform and recover from the procedure. ▶ Currency exchange ▶ We accept International Credit Cards (Master, Visa, BC, please check with the hospital about the credit card you plan to use) ▶ Visa and travel document assistance ▶ Document assistance for insurance reimbursement <p>These prices do not include lodging, food, surgery, physical therapy, airline tickets or tourist activity.</p>						
Additional Fees	<ul style="list-style-type: none"> ▶ Additional nights at the hospital ▶ Hotel / Condominium accommodations ▶ Plane ticketing ▶ Personal items and services: massage, telephone calls, postage ▶ Medical treatment unrelated to the main procedure ▶ Transportation ▶ You will be informed if additional costs arise 						
Program Details	<p>▶ Programs: Cancer-Male (under age 49)</p> <table border="1"> <thead> <tr> <th>Classification</th><th>Test Items</th></tr> </thead> <tbody> <tr> <td>Body Measurement</td><td>Body Mass Index, Blood Pressure</td></tr> <tr> <td>Blood Tests</td><td>Hepatitis B & C, Liver Function Test(7)</td></tr> </tbody> </table>	Classification	Test Items	Body Measurement	Body Mass Index, Blood Pressure	Blood Tests	Hepatitis B & C, Liver Function Test(7)
Classification	Test Items						
Body Measurement	Body Mass Index, Blood Pressure						
Blood Tests	Hepatitis B & C, Liver Function Test(7)						

	<p>Lipid Panel(4) Diabetic Evaluation(2) Syphilis, AIDS, Basic Chemistry, Complete Blood Cell Count, Helicobacter Pylori(serum)</p> <p>In Singapore and Thailand the examinations listed in slanted blue are not included in the package price, but are offered as options for an extra fee. In Korea, these items are included in the package price.</p>
Tumor Markers (4)	<p>Liver Cancer, Colon Cancer, Pancreatic Cancer, Prostatic Cancer</p>
Blood Coagulation	<p>Blood Coagulation Test, Peripheral Blood Smear Test</p>
Stool/Urine	<p>Stool Parasite & Occult Blood Test, Urine Analysis</p>
Eye Exams	<p>Vision Test, Intraocular Pressure, Fundus Photo</p>
Dental Exam	<p>Dental Exam(Examination and Consultation with Dental Specialist)</p>
Digestive System	<p>Abdominal Ultrasonography, (included in package price) Singapore: \$115 ~ \$236 (not included in package price) Thailand: \$153 ~ \$217 Japan: \$131 ~\$156 Upper Endoscopy, (included in package price) Singapore: \$725 ~ \$1,900 Thailand: \$282 Japan: \$142 Colonoscopy (included in package price) Singapore: \$1,105 ~ \$1,900 Thailand: \$427 Japan: \$194 Abdominal CT</p>



	Singapore: \$1,105 ~ \$1,900 Thailand: \$427 Japan: \$194
Respiratory System	Pulmonary Function Test, Chest Radiograph Low dose Chest CT Singapore: \$460 Thailand: \$409 Japan: \$410
Cardiovascular System	Electrocardiography
Endocrine System	Thyroid Function Test, Thyroid Ultrasonography Insulin(serum)
Nutrition	Nutrition Assessment & Consultation
Others	Pre-medical Consultation

▶ Program: Cancer - Male(age 50 & above)

Classification	Test Items
Cancer – same content as Male under age 49	
Additional examinations	
ENT Exams	Audiometry
Whole Body	Whole Body Fusion PET(excluding Brain) : \$900 Singapore: \$2,344 Thailand: \$3,300 Japan: \$1,530

▶ Program: Cancer - Female(under age 49)	
Classification	Test Items
Body Measurement	Body Mass Index, Blood Pressure
Blood Tests	Hepatitis B & C, Liver Function Test(7) Lipid Panel(4) Diabetic Evaluation(2) Syphilis, AIDS, Basic Chemistry, Complete Blood Cell Count, Helicobacter Pylori(serum) In Singapore and Thailand the examinations listed in slanted blue are not included in the package price, but are offered as options for an extra fee. In Korea, these items are included in the package price.
Tumor Markers (4)	Liver Cancer, Colon Cancer, Pancreatic Cancer, Ovarian Cancer
Blood Coagulation	Blood Coagulation Test, Peripheral Blood Smear Test
Stool/Urine	Stool Parasite & Occult Blood Test, Urine Analysis
Eye Exams	Vision Test, Intraocular Pressure, Fundus Photo
Dental Exam	Dental Exam(Examination and Consultation with Dental Specialist)
Digestive System	Abdominal Ultrasonography, (included in package price) Singapore: \$115 ~ \$236 (not included in package price) Thailand: \$153 ~ \$217 Japan: \$131 ~\$156




	<p>Upper Endoscopy, (included in package price) Singapore: \$725 ~ \$1,900 Thailand: \$282 Japan: \$142</p> <p>Colonoscopy (included in package price) Singapore: \$1,105 ~ \$1,900 Thailand: \$427 Japan: \$194</p> <p>Abdominal CT Singapore: \$1,105 ~ \$1,900 Thailand: \$427 Japan: \$194</p>
Respiratory System	<p>Pulmonary Function Test, Chest Radiograph Low dose Chest CT Singapore: \$460 Thailand: \$409 Japan: \$410</p>
Cardiovascular System	<p>Electrocardiography</p>
Endocrine System	<p>Thyroid Function Test, Thyroid Ultrasonography Insulin(serum)</p>
Gynecology	<p>Gynecological Exam, Pap Smear, Mammography, Breast Ultrasonography, Pelvic Ultrasonography, Human Papilloma Virus Test</p>
Nutrition	<p>Nutrition Assessment & Consultation</p>
Others	<p>Pre-medical Consultation</p>

	▶ Program: Cancer - Female(age 50 & above)	
	Classification	Test Items
	Cancer - Same as content as Female under age 49	
	Additional Examinations	
	ENT Exams	Audiometry
Doctor's Information	Whole Body	Whole Body Fusion PET(excluding Brain) : \$900 Singapore: \$2,344 Thailand: \$3,300 Japan: \$1,530
	Among the 700,000 high school graduates each year, only the top 1% are qualified to enter Medical School. Doctors in Korea must study at a Medical University for 6 years, including a 4 year Medical Graduate school course, one year of internship and 4 years of residency. After these 11 years, the doctor must pass a difficult national exam to be qualified as a specialist. The average monthly salary of a doctor in Korea is \$15,000 USD. Therefore, doctors that have attained a degree above specialist in Korea can be considered to have attained a first-rate global standard of proficiency.	
	Specialties Internal medicine	
	Language Korean, English	
	Credentials	
	Medical Education 000 000	
	Specialty Training 000 000	



	<p>International Training & Post-Graduate Courses 000 000</p> <p>Work Experience 000 000</p>
Why receive a Total Health Screening?	<p>The purpose of receiving a thorough health screening is to prevent and discover disease in its early stages in order for you to know what kind of treatment you need to prevent the disease from developing. For this reason we recommend that you have a thorough health screening annually.</p> <p>In Korea, we have a one-stop-service program for Total Health Screening. Hospitals in Korea, Japan and Singapore have developed Total Health Screening programs where you can receive all your required examinations in one place in one day without having to go from hospital to hospital.</p> <p>In Korea, the Health Screening Packages are developed with regards to the patient's age, gender, health risk factors (Lifestyle habits, Family history etc.) to match the individual's situation.</p> <p>People in their 20s and 30s tend to not pay attention to their health, yet it would be in their best interest to receive a total health screening every 1 or 2 years to discover any abnormalities in their early stages.</p> <p>Many people in their 40s to 60s have developed uncomfortable symptoms, yet they do not tend to them due to their busy schedules. This is why Heart disease, Stroke, Liver disease, Lung disease and cancer are main reasons causing death. It is highly recommended that these people receive a health screening every 1 or 2 years. Elderly who are easily exposed to diseases and patients who already have an illness would need to receive a health screening once every 6 months or when the doctor recommends one.</p> <p>If you have any of the following symptoms, please make sure to receive a total health screening.</p> <ul style="list-style-type: none"> ▶ Easily tired and lose weight for no special reason. ▶ One particular part of your body hurts continuously ▶ Back of your neck is stiff or you feel pain in your chest ▶ Easily run out of breath when going up the stairs

	<ul style="list-style-type: none"> ▶ Always thirsty and go to the restroom frequently ▶ Women who are susceptible to breast cancer, uterine cancer and osteoporosis ▶ Frequent stomach ache, constipation or diarrhea
Nearby Facilities	<p>▶ LOTTE HOTEL</p> <p>A representative room of the New Wing, the spacious Deluxe Room is modern and elegant in style. It offers the most comfortable place to rest while doing business or just visiting.</p> <p>₩ 50,000 for extra bed</p> <p>There is a 10% tax, and 10% service fee (Total 21%) for all listed prices</p> <div data-bbox="453 732 1310 1050">  </div> <p>Service</p> <p>Complimentary use of Fitness Club (including swimming pool / 6:00am~9:30 pm Closed on last Monday of each month)</p> <p>2 Complimentary bottles of water daily (Lotte Icis bottled water, 3 bottles of water will be provided for three staying guests.)</p> <p>High-speed wired internet access (paid service)</p> <p>Newspaper (Korean and English newspapers are available. We are unable to provide Japanese newspapers.)</p> <p>Voice answering service</p> <p>Turndown service</p> <p>Complimentary coffee, tea service</p> <p>Disposable items such as toothbrush, toothpaste, razor and shaving foam are provided in the bathroom</p> <p>▶ Facilities</p> <p>Large LCD TV, shower booth, phone in the bathroom, bidet, work desk with stationary, mobile phone (paid service), tea pot, telephone, safe deposit box, hair dryer, emergency flashlight, slippers, Aloe Vera bathroom amenities, bath robe, shoe polish, shoe horn, yukata gown, plastic bag, umbrella</p>



Package comparison	<p>〈Singapore〉</p> <p>Cancer Package : basic male USD \$ 350(excluded GST) basic female USD \$ 504 Premium male USD \$ 1,610 Premium female USD \$ 1,776</p> <p>-includes screening by a cancer centre physician -offer flexible screening packages that could be customized suit individual risks profiles -includes genetic counseling to assess the risk of hereditary cancers -includes a whole body mole examination to assess for cancerous signs -includes post-screening review with a cancer center physician</p> <p>〈Thailand〉</p> <p>비교 패키지 없음.</p> <p>〈Japan〉</p> <p>비교 패키지 없음.</p>
Coordinator Contact Information	<p>Telephone: +82-2-000-0000 English hot line: +82-10-0000-0000 E-Mail: Healthcare@dermatology.com messenger: Healthcare@hotmail.com</p>

4.3 뇌정밀 건강검진(Health Screening-Brain)

Surgery Title	Brainrisk Screening Package						
Cost	Brain package male (over 50) : \$ 1,650 Brain package female (over 50) : \$ 1,880 Translation service, All taxes included						
Package Content	<p>Our fully inclusive packages includes the following services</p> <ul style="list-style-type: none"> ▶ Airport Greeting and Transportation to the Medical Center ▶ Doctor fees, hospital costs and supplies ▶ All medication required to perform and recover from the ▶ Currency exchange ▶ We accept International Credit Cards (Master, Visa, BC, please check with the hospital about the credit card you plan to use) ▶ Visa and travel document assistance ▶ Document assistance for insurance reimbursement <p>These prices do not include lodging, food, surgery, physical therapy, airline tickets or tourist activity.</p>						
Additional Fees	-Hotel / Condominium accommodations -Plane ticketing -Site seeing -Personal items and services: massage, telephone calls, snacks, postage -Medical treatment unrelated to the main procedure -Transportation -You will be informed if additional costs arise						
Program Details	<p>▶ Program: Brain – Male (age 50 & above)</p> <table> <tr> <th>Classification</th><th>Test Items</th></tr> <tr> <td>Body Measurement</td><td>Body Mass Index, Blood Pressure</td></tr> <tr> <td>Blood Tests</td><td>Hepatitis B & C, Liver Function Test(7 types) Lipid Panel(4 types) Diabetic Evaluation(2 types) Syphilis, AIDS,</td></tr> </table>	Classification	Test Items	Body Measurement	Body Mass Index, Blood Pressure	Blood Tests	Hepatitis B & C, Liver Function Test(7 types) Lipid Panel(4 types) Diabetic Evaluation(2 types) Syphilis, AIDS,
Classification	Test Items						
Body Measurement	Body Mass Index, Blood Pressure						
Blood Tests	Hepatitis B & C, Liver Function Test(7 types) Lipid Panel(4 types) Diabetic Evaluation(2 types) Syphilis, AIDS,						



	<p>Basic Chemistry, Complete Blood Cell Count, Helicobacter Pylori(serum)</p> <p>In Singapore and Thailand the examinations listed in slanted blue are not included in the package price, but are offered as options for an extra fee. In Korea, these items are included in the package price.</p>
Tumor Markers (4)	<p>Liver Cancer Colon Cancer Pancreatic Cancer Prostatic Cancer</p>
Blood Coagulation	<p>Blood Coagulation Test Peripheral Blood Smear Test</p>
Stool/Urine	<p>Stool Parasite & Occult Blood Test Urine Analysis</p>
Eye Exams	<p>Vision Test Intraocular Pressure Fundus Photo</p>
Dental Exam	<p>Dental Exam (Examination and Consultation with Dental Specialist)</p>
Digestive System	<p>Abdominal Ultrasonography, (included in package price) Singapore: \$115 ~ \$236 (not included in package price) Thailand: \$153 ~ \$217 Japan: \$131 ~\$156 Upper Endoscopy, (included in package price) Singapore: \$725 ~ \$1,900 Thailand: \$282 Japan: \$142</p>
Respiratory System	<p>Pulmonary Function Test, Chest Radiograph</p>
Cardiovascular System	<p>Electrocardiography</p>



	Cerebrovascular System	Brain MRI & MRA, Carotid Ultrasonography
	Endocrine System	Thyroid Function Test, Thyroid Ultrasonography Insulin(serum)
	Nutrition	Nutrition Assessment & Consultation
	Others	Pre-medical Consultation
▶ Program: Brain – Female (age 50 & above)		
	Classification	Test Items
	Body Measurement	Body Mass Index, Blood Pressure
	Blood Tests	Hepatitis B & C, Liver Function Test(7) Lipid Panel(4) Diabetic Evaluation(2) Syphilis, AIDS, Basic Chemistry, Complete Blood Cell Count, Helicobacter Pylori(serum) In Singapore and Thailand the examinations listed in slanted blue are not included in the package price, but are offered as options for an extra fee. In Korea, these items are included in the package price.
	Tumor Markers (4)	Liver Cancer, Colon Cancer, Pancreatic Cancer, Ovarian Cancer
	Blood Coagulation	Blood Coagulation Test, Peripheral Blood Smear Test
	Stool/Urine	Stool Parasite & Occult Blood Test, Urine Analysis



	Eye Exams	Vision Test, Intraocular Pressure, Fundus Photo
	Dental Exam	Dental Exam (Examination and Consultation with Dental Specialist)
	Digestive System	Abdominal Ultrasonography, (included in package price) Singapore: \$115 ~ \$236 (not included in package price) Thailand: \$153 ~ \$217 Japan: \$131 ~\$156 Upper Endoscopy, (included in package price) Singapore: \$725 ~ \$1,900 Thailand: \$282 Japan: \$142
	Respiratory System	Pulmonary Function Test, Chest Radiograph
	Cardiovascular System	Electrocardiography
	Cerebrovascular System	Brain MRI & MRA, Carotid Ultrasonography
	Endocrine System	Thyroid Function Test, Thyroid Ultrasonography Insulin(serum)
	Gynecology	Gynecological Exam, Pap Smear, Mammography, Breast Ultrasonography, Pelvic Ultrasonography, Human Papilloma Virus Test
	Nutrition	Nutrition Assessment & Consultation
	Others	Pre-medical Consultation

<p>Doctor's Information</p>	<p>Among the 700,000 high school graduates each year, only the top 1% are qualified to enter Medical School. Doctors in Korea must study at a Medical University for 6 years, including a 4 year Medical Graduate school course, one year of internship and 4 years of residency. After these 11 years, the doctor must pass a difficult national exam to be qualified as a specialist. The average monthly salary of a doctor in Korea is \$15,000 USD. Therefore, doctors that have attained a degree above specialist in Korea can be considered to have attained a first-rate global standard of proficiency.</p> <p>Specialties Internal medicine</p> <p>Language Korean, English</p> <p>Credentials</p> <p>Medical Education 000 000</p> <p>Specialty Training 000 000</p> <p>International Training & Post-Graduate Courses 000 000</p> <p>Work Experience 000 000</p>
<p>Why Receive a Total Health Screening?</p>	<p>The purpose of receiving a thorough health screening is to prevent and discover disease in its early stages in order for you to know what kind of treatment you need to prevent the disease from developing. For this reason we recommend that you have a thorough health screening annually.</p> <p>In Korea, we have a one-stop-service program for Total Health Screening. Hospitals in Korea, Japan and Singapore have developed Total Health Screening programs where you can receive all your required examinations in one place in one day without having to go from hospital to hospital.</p>



	<p>In Korea, the Health Screening Packages are developed with regards to the patient' s age, gender, health risk factors (Lifestyle habits, Family history etc.) to match the individual' s situation.</p> <p>People in their 20s and 30s tend to not pay attention to their health, yet it would be in their best interest to receive a total health screening every 1 or 2 years to discover any abnormalities in their early stages.</p> <p>Many people in their 40s to 60s have developed uncomfortable symptoms, yet they do not tend to them due to their busy schedules. This is why Heart disease, Stroke, Liver disease, Lung disease and cancer are main reasons causing death. It is highly recommended that these people receive a health screening every 1 or 2 years. Elderly who are easily exposed to diseases and patients who already have an illness would need to receive a health screening once every 6 months or when the doctor recommends one. If you have any of the following symptoms, please make sure to receive a total health screening.</p> <ul style="list-style-type: none"> ▶ Easily tired and lose weight for no special reason. ▶ One particular part of your body hurts continuously ▶ Back of your neck is stiff or you feel pain in your chest ▶ Easily run out of breath when going up the stairs ▶ Always thirsty and go to the restroom frequently ▶ Women who are susceptible to breast cancer, uterine cancer and osteoporosis ▶ Frequent stomach ache, constipation or diarrhea
<p>Nearby Facilities</p>	<p>▶ LOTTE HOTEL</p> <p>A representative room of the New Wing, the spacious Deluxe Room is modern and elegant in style. It offers the most comfortable place to rest while doing business or just visiting.</p> <p>₩ 50,000 for extra bed</p> <p>There is a 10% tax, and 10% service fee (Total 21%) for all listed prices</p> <div style="display: flex;">   </div>

	<p>Service</p> <p>Complimentary use of Fitness Club (including swimming pool / 6:00am~9:30 pm Closed on last Monday of each month)</p> <p>2 Complimentary bottles of water daily (Lotte Icis bottled water, 3 bottles of water will be provided for three staying guests.)</p> <p>High-speed wired internet access (paid service)</p> <p>Newspaper (Korean and English newspapers are available. We are unable to provide Japanese newspapers.)</p> <p>Voice answering service</p> <p>Turndown service</p> <p>Complimentary coffee, tea service</p> <p>Disposable items such as toothbrush, toothpaste, razor and shaving foam are provided in the bathroom</p> <p>► Facilities</p> <p>Large LCD TV, shower booth, phone in the bathroom, bidet, work desk with stationary, mobile phone (paid service), tea pot, telephone, safe deposit box, hair dryer, emergency flashlight, slippers, Aloe Vera bathroom amenities, bath robe, shoe polish, shoe horn, yukata gown, plastic bag, umbrella</p>
Package Comparison	<p>〈Singapore & Thailand〉</p> <p>Looking through the health screening packages of hospitals and agencies of these2 countries, the packages were grouped together by gender and specific age ranges but there were not so many programs arranged for different main organs of the body especially packages for brain screening.</p> <p>〈Japan〉</p> <p>Urine tests (Glucose, protein, occult blood)</p> <p>Fecal occult blood test</p> <p>Blood counts, Liver function</p> <p>Fasting blood sugar, HbA1c, uric acid</p> <p>Renal & Pancreatic Function : Creatinine, BUN, Amylase</p> <p>Electrolyte/ Serum: Na, K, C I , CRP, RF</p> <p>Syphilis, AIDS, Thyroid gland Function test,</p> <p>Tumor markers: Liver, Colon,Pancreatic,Prostatic</p> <p>Others:Ca, P, Mg, Fe</p> <p>Electrocardiogram</p> <p>Chest X-ray</p> <p>upper endoscopy</p> <p>Abdominal ultrasound</p> <p>Pulmonary function tests</p>



	Retinography (bilateral) Brain MRI/MRA Carotid ultrasound=> \$520 Homocysteine
Coordinator Contact Information	Telephone: +82-2-000-0000 English hot line: +82-10-0000-0000 E-Mail: Healthcare@dermatology.com messenger: Healthcare@hotmail.com



5 한방상품

5.1 해독(Detox)

Package Title	Detox package
Cost	<p>▶ DETOXIFY YOUR BODY AND SOUL :Duration : 2 hrs Price : US\$190,00</p> <p>▶ DETOX THE AGE : Duration : 3 hrs Price : US\$600,00</p> <p>▶ HERBAL DETOX SPA : Duration : 180 min Price : US\$400,00</p> <ul style="list-style-type: none"> • The above is a program developed and promoted by a Korean national agency.
Package Detail	<p>▶ DETOXIFY YOUR BODY AND SOUL -Cure fundamental cause of body circulation obstruction. -Discharges harmful substances in the body.</p> <p>▶ Process : Medical examination→Circulation acupuncture→Abdominal detox therapy (constipation or obesity) / DuHanJokYeo(leg swelling or pain reduction) / Back relaxation (shoulder pain or fatigue recovery) → Fumigation or moxibustion</p> <p>▶ DETOX THE AGE -The best program for clients prone to diseases due to aging. -Anti-aging and detox effect.</p> <p>▶ Process : Consultation→In-body check→Acupuncture(abdominal lypolysis+circulation)→Placenta acupuncture→Cosmetic Abdominal→Traditional medicine pack→Moxibustion/Fumigation→Abdominal lypolysis control→Detox herbal medicine(for 1 month intake)</p>



	<p>▶ HERBAL DETOX SPA</p> <ul style="list-style-type: none"> -Oriental herbal extract spa water helps body waste removal. -Detoxifies body, removes body heat, and improves its circulation.
Package Content	<p>▶ Our fully inclusive packages includes the following services</p> <ul style="list-style-type: none"> -Airport greeting and transportation to medical center -Oriental Medicine Detox program -Oriental Medicine tailored for your condition -Diet consulting and guidance -Visa and Travel document assistance -Comprehensive Medical Report -Translation services
Additional Fees	<ul style="list-style-type: none"> -Hotel / condominium accommodations -Plane ticket -Site seeing -Treatment for conditions unrelated to the main procedure -Shipping and Postal service -Items of a personal nature (phone calls, vitamin supplements, slippers etc) -Caretaker -You will be notified if additional costs arise
Doctor's Information	<p>Among the 700,000 high school graduates each year, only the top 1% are qualified to enter Medical School. Doctors in Korea must study at a Medical University for 6 years, including a 4 year Medical Graduate school course, one year of internship and 4 years of residency. After these 11 years, the doctor must pass a difficult national exam to be qualified as a specialist. The average monthly salary of a doctor in Korea is \$15,000 USD. Therefore, doctors that have attained a degree above specialist in Korea can be considered to have attained a first-rate global standard of proficiency.</p> <p>Specialties ORIENTAL MEDICINE</p> <p>Language Korean, English</p> <p>Credentials Board of Oriental medicine of KOREA</p>

	<p>Medical Education 000 000</p> <p>Specialty Training 000 000</p> <p>International Training & Post-Graduate Courses 000 000</p> <p>Work Experience 000 000</p>
Hospital Information	<p>Quality of service is our top priority at ○○○○ Acupuncture and Oriental Medicine Clinic. Our highly skilled practitioners can help you with a wide range of health problems. Their professional trainings and skills in both Traditional Oriental medicine and Western medicine give them a unique perspective when diagnosing and treating patients. Together with the unparalleled devotion to quality of care, your safety and wellbeing are totally ensured.</p>
Nearby Facilities	<p>▶ LOTTE HOTEL</p> <p>A representative room of the New Wing, the spacious Deluxe Room is modern and elegant in style. It offers the most comfortable place to rest while doing business or just visiting.</p> <p>₩ 50,000 for extra bed</p> <p>There is a 10% tax, and 10% service fee (Total 21%) for all listed prices</p> <div>   </div>



	<p>Service</p> <p>Complimentary use of Fitness Club (including swimming pool / 6:00am~9:30 pm Closed on last Monday of each month)</p> <p>2 Complimentary bottles of water daily (Lotte Icis bottled water, 3 bottles of water will be provided for three staying guests.)</p> <p>High-speed wired internet access (paid service)</p> <p>Newspaper (Korean and English newspapers are available, We are unable to provide Japanese newspapers.)</p> <p>Voice answering service</p> <p>Turndown service</p> <p>Complimentary coffee, tea service</p> <p>Disposable items such as toothbrush, toothpaste, razor and shaving foam are provided in the bathroom</p> <p>► Facilities</p> <p>Large LCD TV, shower booth, phone in the bathroom, bidet, work desk with stationary, mobile phone (paid service), tea pot, telephone, safe deposit box, hair dryer, emergency flashlight, slippers, Aloe Vera bathroom amenities, bath robe, shoe polish, shoe horn, yukata gown, plastic bag, umbrella</p>
Package comparison	<p>〈USA〉</p> <p>Initial Consultation:\$95.00</p> <p>In-depth overall health consultation,Allow 2 hours for this meeting which will include:</p> <ol style="list-style-type: none"> 1. A complete intake of your health history. 2. Traditional Diagnostics - which will include: pulse reading, tongue observation and possibly an abdomen palpation. 3. An Oriental Medicine Treatment (time allowing) consisting of one or more of the following: acupuncture, bodywork, E-Stim therapy, ear seeds, moxibustion, qi gong, and/or possible nutritional and lifestyle recommendations. <p>http://montageorientalmedicine.com/services.html</p> <ul style="list-style-type: none"> • 1 day Traditional Chinese Medicine package \$ 776 • Health Life Balance: "Looking after your wellbeing" Wellness Package 1hr <p>Initial Consultation: \$115</p> <p>Follow up Consultation: \$100</p> <p>Includes: Consultation</p> <p>Acupuncture</p> <p>Cupping/Gua Sha Massage +Herbs/Pills/Powder</p>

	<p>〈SINGAPORE〉</p> <p>Wellness Programme :</p> <p>The strength and essence of Traditional Chinese Medicine is in the differential diagnosis of your unique physical conditions. Prescription herbal medicine and therapies are customized to your individual needs to restore internal harmony and health.</p> <ul style="list-style-type: none"> • In the USA TCM treatment packages are being offered at \$95~\$115 a session. • In Singapore and Thailand, not many Traditional Medicine packages are promoted with a price and a specific program. <p>Canada</p> <p>http://www.thenaturalwayclinic.com/clinical_detoxification.htm</p>
Coordinator Contact Information	<p>Telephone: +82-2-000-0000</p> <p>English hot line: +82-10-0000-0000</p> <p>E-Mail: ORIENTAL@OM.com</p> <p>messenger: ORIENTAL@hotmail.com</p>




5.2 아토피(Atopic Dermatitis)

Package Title	Atopy Package (Atopic dermatitis)
Cost	3 Month course :
Package Content	<p>Our fully inclusive packages includes the following services</p> <ul style="list-style-type: none"> ▶ Airport greeting and transportation to medical center ▶ Oriental Medicine tailored for your condition ▶ Take home medicine (2 months) ▶ Oriental Medicine Skin Moisturizers ▶ Diet consulting and guidance ▶ Acupuncture / Cupping / Moxa treatment ▶ 7 night stay in our hospital (companion can stay in room for no extra cost) ▶ All meals (companion meals for extra cost) ▶ Nursing assistance throughout stay ▶ Visa and Travel document assistance ▶ Comprehensive Medical Report ▶ Translation services <p>We recommend that you stay in Korea for 2 weeks to 1 month</p>
Additional Fees	<ul style="list-style-type: none"> -Additional nights in the hospital -Hotel / condominium accommodations -Plane ticket -Site seeing -Treatment for conditions unrelated to the main procedure -Shipping and Postal service -Items of a personal nature (phone calls, vitamin supplements, slippers etc) -Caretaker -You will be notified if additional costs arise
Candidates	<ul style="list-style-type: none"> -Children-Grownups that have atopic dermatitis (eczema) -People who have itchy skin and rely on ointment to suppress the itch.
Package Detail	<p>It is important to understand that Atopic dermatitis is an immune system disease, similar to allergies. The immune system must be fundamentally improved for atopic dermatitis to be cured. Treatment of the immune system is a highly sensitive area, and so it is important to keep close track</p>

	<p>of the slow and gradual changes of the body.</p> <p>At our medical center, we focus on raising the body' s immunity and restoring the original function of the skin through Hwashik (cooked vegetable) Immunotherapy.</p> <p># What is Hwashik Immunotherapy?</p> <p>1. Improve the body' s immunity (Oriental Medicine for Immunity Improvement : our hospital prescription) This treatment helps patients restore their unbalanced immunity to normal and helps the skin regenerate itself quickly.</p> <p>This medicine does not have side effects even after intaking for a long time. This medicine is composed of gentle ingredients that can be taken by people of all ages, and still have a powerful effect on recovery of the body.</p> <p>2. Diet treatment (Hwashik) All foods should be cooked before eating. By discovering the foods that are not suitable for your body constitution and refraining from eating them, you can help your body' s immunity from falling and eliminate the elements that will hinder your recovery during the appointed treatment period.</p> <p>3. Skin protection and treatment (Toxin-free, Low stimulation lotion) Using creams and lotions with no preservatives, color or scent, you will be able to treat your itchy and dry skin to be moist for a long time, alleviating the itchiness and making a protective layer for damaged skin.</p> <p>5 steps of Hwashik treatment</p> <ol style="list-style-type: none"> 1) Dead skin comes off 2) Wounds heal 3) New skin forms 4) Sweat 5) Recovery treatment
Doctor's Information	<p>Specialties ORIENTAL MEDICINE</p> <p>Language Korean, English</p>



	<p>Credentials Board of Oriental medicine of KOREA</p> <p>Medical Education 000 000</p> <p>Specialty Training 000 000</p> <p>International Training & Post-Graduate Courses 000 000</p> <p>Work Experience 000 000</p> <p>Among the 700,000 high school graduates each year, only the top 1% are qualified to enter Medical School. Doctors in Korea must study at a Medical University for 6 years, including a 4 year Medical Graduate school course, one year of internship and 4 years of residency. After these 11 years, the doctor must pass a difficult national exam to be qualified as a specialist. The average monthly salary of a doctor in Korea is \$15,000 USD. Therefore, doctors that have attained a degree above specialist in Korea can be considered to have attained a first-rate global standard of proficiency.</p>
<p>Hospital Information</p>	<p>Quality of service is our top priority at ○○○○ Acupuncture and Oriental Medicine Clinic. Our highly skilled practitioners can help you with a wide range of health problems. Their professional trainings and skills in both Traditional Oriental medicine and Western medicine give them a unique perspective when diagnosing and treating patients. Together with the unparalleled devotion to quality of care, your safety and wellbeing are totally ensured.</p>
<p>Nearby Facilities</p>	<p>▶ LOTTE HOTEL A representative room of the New Wing, the spacious Deluxe Room is modern and elegant in style. It offers the most comfortable place to rest while doing business or just visiting. ₩ 50,000 for extra bed</p>

	<p>There is a 10% tax, and 10% service fee (Total 21%) for all listed prices</p>  <p>Service</p> <p>Complimentary use of Fitness Club (including swimming pool / 6:00am~9:30 pm Closed on last Monday of each month)</p> <p>2 Complimentary bottles of water daily (Lotte Icis bottled water, 3 bottles of water will be provided for three staying guests.)</p> <p>High-speed wired internet access (paid service)</p> <p>Newspaper (Korean and English newspapers are available. We are unable to provide Japanese newspapers.)</p> <p>Voice answering service</p> <p>Turndown service</p> <p>Complimentary coffee, tea service</p> <p>Disposable items such as toothbrush, toothpaste, razor and shaving foam are provided in the bathroom</p> <p>► Facilities</p> <p>Large LCD TV, shower booth, phone in the bathroom, bidet, work desk with stationary, mobile phone (paid service), tea pot, telephone, safe deposit box, hair dryer, emergency flashlight, slippers, Aloe Vera bathroom amenities, bath robe, shoe polish, shoe horn, yukata gown, plastic bag, umbrella</p>
<p>Package comparison</p>	<p>〈Singapore〉</p> <p>http://raffleschinesemedicine.com/newzealand</p> <p>http://www.aucklandatopy.co.nz/201268/html/page.html</p> <p>〈Japan〉</p> <p>http://www.atopy-clinic.com/gaiyou.html</p> <p>http://atopy-labs.jp/pyongantan.html</p>





	<p>〈USA〉</p> <p>http://www.bozemanskinclinic.com/skin-conditions/atopicdermatitis.php</p> <p>Kang' s Korean Medicine</p> <p>http://rainbow-emc.co.kr/eng/index.htm</p>
Coordinator Contact Information	<p>Telephone: +82-2-000-0000</p> <p>English hot line: +82-10-0000-0000</p> <p>E-Mail: ORIENTAL@OM.com</p> <p>messenger: ORIENTAL@hotmail.com</p>

5.3 비만(Obesity)

Package Title	Obesity Package (Slim Down & Confidence Up)
Cost	<p>Oriental Medicine 1 month Acupuncture and herbal body sculpting Price : \$1000 USD</p>
Package Content	<p>Our fully inclusive packages includes the following services</p> <ul style="list-style-type: none"> ▶ Airport greeting and transportation to medical center ▶ Oriental Medicine tailored for your condition ▶ Diet consulting and guidance ▶ Acupuncture / Cupping / Moxa treatment (2 times a week) ▶ Hanbang body wrap once a week ▶ Visa and Travel document assistance ▶ Comprehensive Medical Report ▶ Translation services <p>We recommend that you stay in Korea for 2 weeks to 1 month</p>
Additional Fees	<ul style="list-style-type: none"> -Hotel / condominium accommodations -Plane ticket -Site seeing -Treatment for conditions unrelated to the main procedure -Shipping and Postal service -Items of a personal nature (phone calls, vitamin supplements, slippers etc) -Caretaker -You will be notified if additional costs arise
Package Detail	<p>How can Traditional Oriental Medicine help?</p> <p>Acupuncture is aimed at getting to the root of the issue by correcting internal imbalances and working with the body to lose weight and restore health. With regular acupuncture treatments, balanced functioning of the organ systems can be restored, resulting in faster metabolism, increased energy, improvement of pain problems, detoxification of the body, and loss of excess water and fat.</p> <p>Also, the insertion of needles in acupuncture points causes the body to release certain biochemicals, such as endorphins, which can have a</p>



	<p>profound effect on stress levels. By reducing stress levels, acupuncture can help put a stop to emotional eating and give a boost to one's willpower.</p> <p>Here are 7 benefits of treating obesity and weight gain naturally:</p> <ul style="list-style-type: none"> ~ Loss of weight/fat ~ Muscle tone and definition returns ~ Increased energy ~ No more bloating ~ No more aches and pains ~ Better flexibility ~ Feeling of wellness returns <p>○ ○ ○ ○ Clinic's Natural Weight-Loss Package</p> <p>Our four week plan includes individualized</p> <ul style="list-style-type: none"> - Diet advice - Oriental Medicine tailored for your situation for one month - Body wrap once a week (4 times) - Acupuncture 2 times a week (8 times) <p>Korean Medicine Body Wrap</p> <p>Diet program with traditional medicine wrapping based on the principle of osmosis.</p> <p>Process :</p> <ol style="list-style-type: none"> 1. Basic examination 2. Traditional medicine wrapping 3. Consultation and guidance
Hospital Information	<p>Quality of service is our top priority at ○ ○ ○ ○ Acupuncture and Oriental Medicine Clinic. Our highly skilled practitioners can help you with a wide range of health problems. Their professional trainings and skills in both Traditional Oriental medicine and Western medicine give them a unique perspective when diagnosing and treating patients. Together with the unparalleled devotion to quality of care, your safety and wellbeing are totally ensured.</p>
Doctor's Information	<p>Among the 700,000 high school graduates each year, only the top 1% are qualified to enter Medical School. Doctors in Korea must study at a Medical University for 6 years, including a 4 year Medical Graduate school course, one year of internship and 4 years of residency. After these 11 years, the doctor must pass a difficult national exam to be qualified as a specialist. The average monthly salary of a doctor in Korea is \$15,000 USD. Therefore,</p>

	<p>doctors that have attained a degree above specialist in Korea can be considered to have attained a first-rate global standard of proficiency.</p> <p>Specialties ORIENTAL MEDICINE</p> <p>Language Korean, English</p> <p>Credentials Board of Oriental medicine of KOREA</p> <p>Medical Education 000 000</p> <p>Specialty Training 000 000</p> <p>International Training & Post-Graduate Courses 000 000</p> <p>Work Experience 000 000</p>
Nearby Facilities	<p>▶ LOTTE HOTEL</p> <p>A representative room of the New Wing, the spacious Deluxe Room is modern and elegant in style. It offers the most comfortable place to rest while doing business or just visiting.</p> <p>₩ 50,000 for extra bed</p> <p>There is a 10% tax, and 10% service fee (Total 21%) for all listed prices</p> <div>   </div>



	<p>Service</p> <p>Complimentary use of Fitness Club (including swimming pool / 6:00am~9:30 pm Closed on last Monday of each month)</p> <p>2 Complimentary bottles of water daily (Lotte Icic bottled water, 3 bottles of water will be provided for three staying guests.)</p> <p>High-speed wired internet access (paid service)</p> <p>Newspaper (Korean and English newspapers are available. We are unable to provide Japanese newspapers.)</p> <p>Voice answering service</p> <p>Turndown service</p> <p>Complimentary coffee, tea service</p> <p>Disposable items such as toothbrush, toothpaste, razor and shaving foam are provided in the bathroom</p> <p>► Facilities</p> <p>Large LCD TV, shower booth, phone in the bathroom, bidet, work desk with stationary, mobile phone (paid service), tea pot, telephone, safe deposit box, hair dryer, emergency flashlight, slippers, Aloe Vera bathroom amenities, bath robe, shoe polish, shoe horn, yukata gown, plastic bag, umbrella</p>
Package comparison	<p>〈USA〉</p> <p>http://daowellness.com/pasadena-acupuncture-daowellness-weight-loss.html</p> <p>http://pkwellness.com/weight-loss/</p> <p>http://fortuneacupuncture.com/weightlossprogram.htm</p> <p>〈Canada〉</p> <p>http://imeghealth.com/about/TreatmentPackageforLawyersandBusyExecutives.html</p> <p>〈Australia〉</p> <p>http://www.tcmclinic.com.au/cmspage.php?intid=98</p>
Coordinator Contact Information	<p>Telephone: +82-2-000-0000</p> <p>English hot line: +82-10-0000-0000</p> <p>E-Mail: ORIENTAL@OM.com</p> <p>messenger: ORIENTAL@hotmail.com</p>

6 치과상품

6.1 임플란트(Dental Implant)

Surgery Title	Dental Implant Package
Cost (taxes ncluded)	Single tooth implant USD 1,300 ~ 2,500
Package Content	<p>Duration of treatment: 1~2 Hours Anaesthetic: Local anaesthesia Time required : 2 - 4 visits Guarantee : up to 10 years Our fully inclusive packages includes the following services</p> <ul style="list-style-type: none"> ▶ Airport Greeting and Transportation to Medical Center ▶ Doctor team fees, hospital costs, medications and supplies ▶ Treatment costs ▶ Titanium dental implant and Porcelain Crown ▶ All pre and post consultations ▶ Regular post-discharge medication (usually antibiotics and pain medication) ▶ Comprehensive medical report before discharge. ▶ Nursing assistance throughout stay ▶ Visa and travel document assistance ▶ Document assistance for insurance reimbursement ▶ Translation services ▶ A phone with a screen attached to contact our coordinator 24 hours a day
Additional Fees	<ul style="list-style-type: none"> -Hotel / condominium accommodations -Plane ticket -Site seeing -Bone implants (in case of insufficient amount of bone needed for implant) -Gold crown -Treatment of underlying diseases or complications such as infection etc. -Medical treatment unrelated to the main procedure -Meals and Medical treatment for companion -You will be notified if additional costs arise



Candidates	<p>Dental implants can be placed in patients of any age (with fully developed jawbones), provided that they have a sufficient quantity and quality of bone tissue available. Most healthy individuals that maintain a good oral hygiene program are suitable candidates for dental implants. Circumstances where implants may not be suitable, or situations that have an increased risk of implant failure, include:</p> <ul style="list-style-type: none"> • Heavy smoking –this slows down and hinders the healing process. • Excessive alcohol intake – disrupts healing of the gums. • Periodontal gum disease –all active gum disease must be treated prior to any implant procedure to ensure the long-term success of any treatment. Periodontal disease is a major cause of bone loss, which would hinder the success of any implant procedure. • Immuno-compromised individuals (steroids, auto-immune disease, patients undergoing radiation treatment). • Teeth grinders (bruxism) – a night-time splint can be given to treat this.
Surgery description	<div data-bbox="459 940 853 1201" data-label="Image"> </div> <p>Implants are artificial roots which are inserted into the bone to replace the natural roots you have lost. A strong bond is formed between the implants and the bone over several weeks or months. The implants provide a stable foundation for crowns, bridges or dentures which are placed over them. An abutment is the interface that connects the new tooth to the implant.</p> <p>Due to the extreme stability of the implants, the new teeth are very firm and make eating and chewing feel as natural and comfortable as your original teeth. They can also be made to look very real too. Implants also slow down bone loss.</p> <p>Dental implants stages:</p> <ol style="list-style-type: none"> 1. A missing front tooth. 2. A hole is prepared in the jaw bone in stages. 3. An Implant is fitted and a healing cap inserted. 4. When the Implant has healed, the healing cap is exposed and an abutment inserted. 5. A crown is then fitted to the abutment.

Side effect	<p>The process of replacing a tooth with an artificial dental implant requires surgery. As with any surgery, your body and days following the procedure. It's important to know what's normal to experience post-op and what might warrant a call to the doc.</p> <p>Swelling Puffy gums and a swollen face are among the side effects your dentist is most likely to mention. The swelling is at its worst within 48 hours, and typically begins to subside after that. A puffy face may be accompanied by a stiff jaw-caused by the swelling. If the puffiness is not relieved by moist gauze or ice packs and gets worse after two days, contact your surgeon.</p> <p>Bruising There's a good chance you'll have purple and yellow bruises on your face and gums post-surgery. Don't be alarmed if the bruising seems to migrate from your face to your neck and shoulders. This is a normal post-op response that occurs when tissues are disturbed during surgery.</p> <p>Pain You may feel some pain in the area where your implant was placed. The pain may signal a problem if it seems to get worse in the 24 to 48 hours following the procedure. You may need painkillers or it could be the sign of an infection.</p> <p>Infection If you experience escalating pain, coupled with more swelling, a fever that runs over 101 degrees Fahrenheit, bad breath or bad taste emanating from the implant site, call your doctor.</p> <p>Nerve damage You may feel pain or not be able to feel anything on your lip, chin or tongue. Nerve damage occurs when a dentist nicks the nerve with a drill as he's trying to replace a tooth in the lower jaw. The numbness is usually short-lived but sometimes it doesn't go away.</p> <p>Jaw Fracture During a lower tooth implant, the jawbone may be damaged during surgery. Jaw joint pain, known as TMJ (temporomandibular joint disorder) can also be an unwanted result.</p>
-------------	---



	<p>Sinusitis</p> <p>The damage happens when the surgeon accidentally drills through the jawbone and into the sinuses or nasal cavity, resulting in an infection.</p>
Advantages of Dental implants	<ul style="list-style-type: none"> -Implants are durable and a long lasting solution to missing teeth. Nearly 90% of implants last over 15 years. -Dental implants are more comfortable to maintain and use than bridges or dentures. The artificial tooth or set of teeth stay firmly in place once the treatment is completed. -Teeth restored on implants look and feel like natural and healthy teeth. It's almost impossible to tell the difference between the natural and the implant-restored tooth without an X-ray. -The process of fitting dental implants doesn't involve drilling the neighboring teeth. -Implants reduce the process of bone shrinkage which happens after the tooth has been lost.
Doctor's Information	<p>Among the 700,000 high school graduates each year, only the top 1% are qualified to enter Medical School. Doctors in Korea must study at a Medical University for 6 years, including a 4 year Medical Graduate school course, one year of internship and 4 years of residency. After these 11 years, the doctor must pass a difficult national exam to be qualified as a specialist. The average monthly salary of a doctor in Korea is \$15,000 USD. Therefore, doctors that have attained a degree above specialist in Korea can be considered to have attained a first-rate global standard of proficiency.</p> <p>Specialties Dentistry</p> <p>Language Korean, English</p> <p>Credentials</p> <p>Medical Education 000 000</p>

	<p>Specialty Training 000 000</p> <p>International Training & Post-Graduate Courses 000 000</p> <p>Work Experience 000 000</p>
Hospital Information	<p>000 Dental Clinic provides specialized care from general dentistry to cosmetic dentistry. Treatment includes general dentistry for children and adults, tooth whitening, laminate veneers, all ceramics, implants, braces and more.</p> <p>Our doctors understand exactly what foreign patients expect. Our doctors' unique educational and cultural background allows them to render the most up to date medical services as well as fully explain your treatment plans and answer all your questions in detail.</p> <p>At our clinic, we strongly feel that our patients are entitled to receive services in safe, sterile environment. Thus, we make every endeavor to follow "standard sterilization" procedures. We strictly respect the "one instrument-to-one patient" rule and use disposable instruments when needed.</p> <p>High technology is used in most Korean dental offices. Panoramic x-rays and digital pictures of your teeth can be immediately uploaded on the monitor in front of your chair so that we may explain what the problem is and the necessary treatment in detail.</p>
Nearby Facilities	<p>▶ LOTTE HOTEL</p> <p>A representative room of the New Wing, the spacious Deluxe Room is modern and elegant in style. It offers the most comfortable place to rest while doing business or just visiting.</p> <p>₩ 50,000 for extra bed</p> <p>There is a 10% tax, and 10% service fee (Total 21%) for all listed prices</p>



Service

Complimentary use of Fitness Club (including swimming pool / 6:00am~9:30 pm Closed on last Monday of each month)

2 Complimentary bottles of water daily (Lotte Icis bottled water, 3 bottles of water will be provided for three staying guests.)

High-speed wired internet access (paid service)

Newspaper (Korean and English newspapers are available. We are unable to provide Japanese newspapers.)

Voice answering service

Turndown service

Complimentary coffee, tea service

Disposable items such as toothbrush, toothpaste, razor and shaving foam are provided in the bathroom

► Facilities

Large LCD TV, shower booth, phone in the bathroom, bidet, work desk with stationary, mobile phone (paid service), tea pot, telephone, safe deposit box, hair dryer, emergency flashlight, slippers, Aloe Vera bathroom amenities, bath robe, shoe polish, shoe horn, yukata gown, plastic bag, umbrella

► Car rental service

► Entertainment(within 30 minute distance)

Boattour on the Han River / Boat ride activities / Lotte world amusement park / KyeongBok Palace / Billiard / Spa and Sauna / Fishing / Golf / Skiing Resort / Swimming pool park / Indoor Basketball / Park Golf / Hotspring Sauna / Temple / Observatory

Restaurants Duck, Beef, Pork, Chicken Korean Barbecue

Nengmyeon (Cold noodles), Kalgooksoo (warm noodles) , Tokbokki (ricecakes in spicy sauce) , Steakhouse, Pizza and Spaghetti, Chinese food etc

	<p>Shop to your heart' s delight. We will gladly give you tips about where to go to have an enjoyable time while here in Korea.</p> <p>Korean Transportation is relatively cheap. The basic fee for a taxi starts at \$2. And busses and subway fares also cost \$1~\$2 dollars. Express bus fees cost around \$4~\$10.</p>
Package comparison	<p>〈Singapore〉 Basic Dental Implant Package at US \$ 3,700 (Package price inclusive of GST)</p> <p>〈Hungary〉 1 tooth Alpha Bio implant package including scaling and polishing, 1 Alpha Bio implant, surgery fee (London surcharge), panoramic X-ray and medication pack*** US \$1,344</p> <p>1 tooth Replace implant package including scaling and polishing, 1 Replace implant, surgery fee (London surcharge) panoramic X-ray and medication pack*** US \$3,011</p> <p>〈Thailand〉 1 Trip Implant Single tooth dental implant + porcelain crown USD 2,180 ~ USD 2,700 2 Trips Implant Single tooth dental implant + porcelain crown USD 2,258 ~ 3,000</p> <p>First Trip + 5 Nights hotel USD 1,129 ~ USD 1,500 Second Trip + 5 Nights hotel USD 1,129 ~ USD 1,500</p> <p>〈Japan〉 Single tooth implant +porcelain crown USD 4,000 ~ USD 5,000</p>
Coordinator Contact Information	<p>Telephone: +82-2-000-0000 English hot line: +82-10-0000-0000 E-Mail: dentist@dental.com messenger: dental@hotmail.com</p>



FAQs	<p>Q1: Am I A Candidate For Dental Implants in Korea? A1: If you are generally healthy and have healthy gums and enough bone to hold the tooth implant then you may be a good candidate for dental implants in Thailand. If you do not have enough bone to hold the tooth implant you may have a bone graft first. Contact us if want a dentist from our partner hospital to evaluate whether you are likely to be a candidate for dental implantation in Korea.</p> <p>Q2: How long do I have to stay in Korea for a tooth implant procedure? A2: As mentioned above a tooth implant involves two phases. The first phase of inserting the tooth implant into the gum requires approximately 2 visits to the dentist and takes about 1 week. It then takes 4-6 months before the tooth implant has settled nicely into the gum. When the tooth implant has settled into gum, you are ready for the second phase, and you thus need to come back to Korea to make the tooth. This requires approximately 3 visits to the dentist and takes about 2-3 weeks. The two phases do not both need to be done in Korea. One of the phases can be done in your home country as long as the dentist inserting the implant and the dentist making the new tooth communicate. We will assist you with this. Therefore, the length you need to stay in Korea to have dental implantation, depends on whether you are interested in both phases or only the first or second phase.</p> <p>Q3: How safe are dental implants? A3: Dental implants are regarded as safe and are probably the best and most advanced method to restore missing teeth. Before the treatment is carried out, dentists perform various tests to find out patients' suitability. Success rate for implants insertion in best clinics is close to 100% and once inserted, they can last for 20 years and more.</p> <p>Q4: Is everyone suitable for implants? A4: Some patients might be rejected an implant treatment because of health reasons. If a patient has significant bone loss, a bone graft treatment might be required before any implants are placed. The Dentist will be able to assess suitability at the time of consultation.</p> <p>Q5: Is the treatment painful? A5: Implant treatment (insertion) is an operation although not so invasive. Usually it is performed under local anaesthesia so there is no pain at</p>
------	---

	<p>the time of the treatment. Some patients might feel pain after the treatment and this is mainly due to having stitches in place.</p> <p>Q6: How many missing teeth can be replaced with implants?</p> <p>A6: Implants are used for single or multi teeth restoration so they can virtually be used to replace every natural tooth. Dentists can use 6 implants to restore all teeth in a jaw (using a bridge) so there is no need to have an implant for every single missing tooth in case of serious teeth reconstruction.</p> <p>Q7: How to maintain implants?</p> <p>A7: The false teeth implants are cleaned and maintained in the same way as natural teeth. The Dentist will show you the ways to clean the areas difficult to reach with a toothbrush.</p>
--	---





6.2 치아미백(Dental Whitening)

Surgery Title	Tooth Whitening Package
Cost (taxes included)	<p>1 session of Intensive Teeth Whitening for KRW 100,000 4 sessions of Intensive Teeth Whitening for KRW 350,000 Zoom, 3 sessions an hour each, Professional Teeth Whitening KRW500,000 (thorough teeth cleaning, and take home whitening set included) ▶ Translation services</p>
Package Content	<p>Duration of procedure: 30 minutes Stay in Korea: 2 weeks for 4 sessions</p> <p>Our fully inclusive packages includes the following services</p> <ul style="list-style-type: none"> ▶ Airport Greeting and Transportation to Medical Center ▶ Dentist fees, hospital costs, medications and supplies ▶ Dental Consultations ▶ Dental X-rays ▶ Scaling (Teeth whitening) ▶ Teeth molding / teeth cap (tray) ▶ Whitening solution ▶ Toothbrush set ▶ Comprehensive medical report ▶ CD of images taken ▶ Currency exchange ▶ Visa and travel document assistance ▶ Translation services ▶ We accept International Credit Cards (Master, Visa, BC, please check with the hospital about the credit card you plan to use) ▶ A phone with a screen attached to contact our coordinator 24 hours a day ▶ International clients can make cheap international calls ▶ Seasonal gift (Travel suitcase belt, Knee blanket etc.) ▶ The home whitening program includes -Dental Consultation (2 times)

Additional Fees	<ul style="list-style-type: none"> -Hotel / condominium accommodations -Plane ticket -Site seeing -Porcelain Veneers, Implants, Crowns, Bridges, Nerve treatment -Treatment of underlying diseases or complications such as infection etc. -Medical treatment unrelated to the main procedure -Personal items and services: massage, telephone calls, snacks, postage -Transportation -You will be informed if additional costs arise
Candidates	<ul style="list-style-type: none"> • If you are having other forms of dental restoration such as veneers or have been bonded with white fillings, then you are not allowed. Why? Because the veneers or the restoration has its own color matched with the color of your teeth. So when you happened to undergo whitening, then the restoration's color may not be appropriately matched with the whitenedcolor of the teeth. • If you have undergone root canal treatment, then ordinary whitening procedure is not enough. Another option ishaving internal tooth whitening or permanent restoration. • If your natural teeth color is brown or gray, then don't expect an optimum result. If you happen to have a yellowish tooth, then it can give you the best whitening results. • Expectant or nursing mothers are not allowed because of the possible effects of the tooth whitening materials on the baby in the womb or on the milk during lactation. • Young children under 12 years old are exempt from this package • If you have sensitive teeth, then tooth whitening is not a good procedure to undergo because it greatly increases the level of sensitivity of the teeth.
Advantages of Whitening	<p>People typically have their teeth whitened to improve their appearance. Whiter teeth are associated with beauty and a healthier lifestyle. When people have a brighter smile, they tend to smile more often and are less self-conscious.</p> <p>In addition, a whiter smile tends to minimize the appearance of facial wrinkles, giving way to a more youthful and energetic appearance.</p> <p>Finally, a whiter smile gives people to whom you are speaking a place to focus on and gives you a friendlier appearance</p>




<p>Surgery description</p>	<p>Tooth whitening involves using a bleaching gel on the surface of the tooth to change the shade or color.</p> <p>There are two types of tooth bleaching: in-office bleaching and home bleaching. In-office bleaching uses a higher concentrate solution which gives faster results.</p> <p>Many patients complete one session within 30 minutes with only 3 to 4 visits needed throughout the course, which can all be completed in a two week period. Home bleaching is a slightly longer process.</p> <p>Each patient is given the customized bleaching trays and gels, and they can choose to have either daily 2 hour wear or nightly treatment.</p> <p>The whole course lasts between 2 to 3 weeks. All bleaching materials are entirely safe for both the teeth and gums.</p> <p>However, one of the more common side effects with this treatment is that the patient may temporarily experience hypersensitivity which can be overcome by discontinuing the daily doses of whitening and resuming the course 1 or 2 days later.</p> <div data-bbox="459 1129 1268 1522"> <div>STEP 1</div>  <div>STEP 2</div>  </div>
<p>Side effects</p>	<p>Increased tooth sensitivity</p> <p>A sharp increase in tooth sensitivity is the most common side effect of tooth whitening. This is because the process of tooth whitening involves the usage of very strong chemicals based on peroxides. These chemicals tend to cause dehydration in the teeth. At the same time, the dental pulp gets aggravated. The result is that the teeth start feeling hot and cold which they would not have felt otherwise.</p>

	<p>Chemical Burns</p> <p>Sensitive teeth</p> <p>Usually this sensitivity is increased immediately after the teeth whitening procedure, and it decreases over time. In addition to the regular sensitivity, some people also experience shooting bursts of sensitivity.</p> <p>Tooth sensitivity can be reduced by shortening the teeth whitening time or backing off on treatments for a few days. Consider using fluoride to strengthen your teeth, which will restore the mineral level. You may also try using a sensitive toothpaste to reduce the amount of sensitivity that is experienced throughout the day.</p> <p>Irritated gums and mouth.</p> <p>Sometimes a person may experience a small reaction to the formula. The swelling will go down within a few days, and will go away completely once the whitening treatment schedule is completed.</p> <p>Technicolor teeth</p> <p>This risk only happens to people who have crowns or fillings. Technicolor teeth appear to be multi-colored, because the teeth whitening system lightens the color of the tooth, but the restorative element stays the same color.</p>
Easy Steps	<p>Schedule your surgery at a time that is convenient for you. Contact our coordinator to make an appointment. We will then communicate directly with you by phone or e-mail, in order to obtain more detailed information and initiate the contact between yourself and your surgeon.</p> <p>Please attain traveler's insurance for yourself and people accompanying you before you enter Korea. Travelers insurance will cover all injuries and illnesses acquired after setting foot in Korea (e.g. common cold, traffic accident, etc.)</p> <ol style="list-style-type: none"> 1. Contact coordinator by email: o o o o@yahoo.com Include : Name, Date of Birth, Time frame you would like to schedule your treatment Copy of a picture of teeth Fill out questionnaire about medical symptoms 2. Coordinator will communicate information to doctor 3. Schedule appointment 4. We will send documents for visa and travel assistance 5. Communicate with coordinator about your flight schedule and we will be able to greet you at the airport



	<p>6. Apply for travelers insurance before entering Korea. 7. Initial consultation with Dentist 8. Site seeing 9. Follow up whitening sessions at dentist office 10. Depart back to home country (we will assist you to the airport)</p>
<p>Doctor's Information</p>	<p>Among the 700,000 high school graduates each year, only the top 1% are qualified to enter Medical School. Doctors in Korea must study at a Medical University for 6 years, including a 4 year Medical Graduate school course, one year of internship and 4 years of residency. After these 11 years, the doctor must pass a difficult national exam to be qualified as a specialist. The average monthly salary of a doctor in Korea is \$15,000 USD. Therefore, doctors that have attained a degree above specialist in Korea can be considered to have attained a first-rate global standard of proficiency.</p> <p>Specialties Dentistry</p> <p>Language Korean, English</p> <p>Credentials</p> <p>Medical Education 000 000</p> <p>Specialty Training 000 000</p> <p>International Training & Post-Graduate Courses 000 000</p> <p>Work Experience 000 000</p>

Hospital Information	<p>000 Dental Clinic provides specialized care from general dentistry to cosmetic dentistry. Treatment includes general dentistry for children and adults, tooth whitening, laminate veneers, all ceramics, implants and more.</p> <p>Our doctors understand exactly what foreign patients expect. Our doctors' unique educational and cultural background allows them to render the most up-to-date medical services as well as fully explain your treatment plans and answer all your questions in detail.</p> <p>At our clinic, we strongly feel that our patients are entitled to receive services in safe, sterile environment. Thus, we make every endeavor to follow "standard sterilization" procedures. We strictly respect the "one instrument-to-one patient" rule and use disposable instruments when needed.</p>
Nearby Facilities	<p>► LOTTE HOTEL</p> <p>A representative room of the New Wing, the spacious Deluxe Room is modern and elegant in style. It offers the most comfortable place to rest while doing business or just visiting.</p> <p>₩ 50,000 for extra bed</p> <p>There is a 10% tax, and 10% service fee (Total 21%) for all listed prices</p> <div data-bbox="451 1142 1260 1444">  </div> <p>Service</p> <p>Complimentary use of Fitness Club (including swimming pool / 6:00am~9:30 pm Closed on last Monday of each month)</p> <p>2 Complimentary bottles of water daily (Lotte Icis bottled water, 3 bottles of water will be provided for three staying guests.)</p> <p>High-speed wired internet access (paid service)</p> <p>Newspaper (Korean and English newspapers are available. We are unable to provide Japanese newspapers.)</p> <p>Voice answering service</p> <p>Turndown service</p>



	<p>Complimentary coffee, tea service Disposable items such as toothbrush, toothpaste, razor and shaving foam are provided in the bathroom</p> <p>▶ Facilities Large LCD TV, shower booth, phone in the bathroom, bidet, work desk with stationary, mobile phone (paid service), tea pot, telephone, safe deposit box, hair dryer, emergency flashlight, slippers, Aloe Vera bathroom amenities, bath robe, shoe polish, shoe horn, yukata gown, plastic bag, umbrella</p> <p>▶ Car rental service</p> <p>▶ Entertainment(within 30 minute distance) Boat tour to Nami Island / Boat rides / Yumyeongsan park / Morning calm Park / Billiard / Spa and Sauna / Homyeong Lake (Lake ontopof a mountain) / Fishing / Golf / Skiing Resort / Swimming pool park / Indoor Basketball / Park Golf / Hotspring Sauna / Temple / Observatory</p> <p>RestaurantsDuck, Beef, Pork, Chicken Korean Barbecue Nengmyeon (Cold noodles), Kalgooksoo (warm noodles) , Tokbokki (ricecakes in spicy sauce) , Steakhouse,Pizza and Spaghetti, Chinese food</p> <p>Shop to your heart' s delight. We will gladly give you tips about where to go to have an enjoyable time while here in Korea.</p> <p>Korean Transportation is relatively cheap. The basic fee for a taxi starts at \$2. And busses and subway fares also cost \$1~\$2 dollars. Express bus fees cost around \$4~\$10</p>
<p>Package comparison</p>	<p>〈Singapore〉 Whitening USD \$ 933 ~ 1,166</p> <p>〈Thailand〉 Teeth whitening (Home Bleaching) -Individual Tray, Upper & Lower USD \$ 100 each -Gel USD \$ 15</p> <p>〈Japan〉 Laser Teeth Whitening USD \$ 300 ~ 1,000</p>

Coordinator Contact Information	<p>Telephone: +82-2-000-0000</p> <p>English hot line: +82-10-0000-0000</p> <p>E-Mail: dentist@dental.com</p> <p>messenger: dental@hotmail.com</p>
FAQs	<p>Q1: What is whitening?</p> <p>A1: Dental Whitening (sometimes called "bleaching") is a popular dental procedure used to whiten teeth. Some people get their teeth bleached to make stains disappear, while others just want a whiter shade.</p> <p>Q2: How does it work?</p> <p>A2: The active ingredient in most of the whitening agents is 10 percent carbamide peroxide, also known as urea peroxide; when water contacts this white crystal, the release of hydrogen peroxide lightens the teeth.</p> <p>Q3: What are the different ways to whiten teeth?</p> <p>A3: There are a number of different ways to whiten teeth. There are accelerated in-office approaches using a light activated technique with the peroxide gel. There are also at-home whitening kits used with a peroxide gel. Also, porcelain veneers can have the effect of whitening teeth to the shade determined by you and your cosmetic dentist.</p> <p>Q4: Is it safe? Are there side effects?</p> <p>A4: A number of different studies have been performed over the years showing this method of whitening to be safe and effective. Some patients may experience slight gum irritation or tooth sensitivity, which will resolve when the treatment ends.</p> <p>Q5: Why do teeth discolor?</p> <p>A5: Discoloration occurs in the enamel and can be caused by medication, coffee, tea and cigarettes. Discoloration also can be caused by your genetic make-up or simply getting older.</p> <p>Q6: How is whitening performed?</p> <p>A6: Whitening can be performed by our cosmetic dentist in the office or, under dental supervision at home. Many patients enjoy whitening at home because it is more convenient. Treatment in our office begins when we create a custom mouthpiece to ensure the correct amount of whitening solution (composed of carbamide peroxide) is used and that your teeth are properly exposed. Typically, whitening at home takes two or three weeks, depending on the desired shade you wish to achieve.</p>



Whitening in the office may call for one hour and a half visit to our office.

Q7: How do I know if I am a candidate for whitening?

A7: Generally, whitening is successful in at least 90 percent of patients though it may not be an option for everyone. Consider tooth whitening if your teeth are darkened from age, coffee, tea, or smoking. Teeth darkened with the color of yellow, brown, or orange respond better to whitening. Other types of gray stains caused by fluorosis, smoking or tetracycline are lightened, but results are not as dramatic. If you have very sensitive teeth, periodontal disease, or teeth with worn enamel, we may discourage whitening.

Q8: How long does whitening last?

A8: Like skin tone, each person is different. In addition to genetics, it depends on how many cups of coffee, glasses of cola, red wine and other staining drinks and food you have cross your teeth. Many people can go from one to three years without significant need for touch-ups in whitening. The ultimate whitening is through porcelain veneers, which can last much longer.

Q9: What are Porcelain Veneers?

A9: Porcelain veneers are very thin, ceramic shells that are applied to teeth to repair chips, discoloration, misalignments, gaps and other flaws in the smile.

Q10: What are realistic expectations with whitening?

A10: No one can really predict how much lighter your teeth will become. Every case is different. Typically, there is a two-shade improvement as seen on a dentist's shade guide. The success rate depends upon the type of stain involved and your compliance. Whitening can only provide a shift in color from gray to a lighter shade of gray, for example. Whitening does not lighten artificial materials such as resin, composite, or porcelain.

Q11: What if I have tetracycline stained teeth?

A11: The difficulty presented by staining that results from tetracycline use is that it is not uniform, but usually presents as horizontal light and dark bands. For such teeth, the banding effect will remain after whitening, albeit in a lighter tone. The only practical way of eliminating the staining you describe is by covering it up. This can be done by the

	<p>placement of crowns, or more conservatively by placing porcelain veneers.</p> <p>Q12: My teeth have really dark stains, what can be done?</p> <p>A12: First, get a hygienic cleaning followed by tooth polishing. This will help determine the type and amount of real discoloration present in the enamel of your teeth. Then, you can either opt for professional in-office whitening using a light activated approach, take-home whitening, or porcelain veneers to get a more permanent whiteness.</p>
--	---



* 참고 문헌

- 이건직, 2010, 의료관광 서비스 모델 개발
한국관광공사, 2005, 외국의 의료관광 추진현황 및 시사점.
한국관광공사, 2008, 의료관광마케팅 조사
한국관광공사, 2009, 의료관광 경험자 만족도 조사
유팔무 외, 2010 동북아 각국의 사회계층별 다빈도 질환 실태조사
한국관광공사, 2010 의료관광 실무매뉴얼[경쟁국 진료수가 및 서비스 실태조사]
한국관광공사, 2010 의료관광 실무매뉴얼[의료관광 필요서식 및 홍보마케팅 채널조사]
고태규 외, 2010, 의료관광 상품론, 소화
강흥림 외, 2010, 의료관광 코디네이터 실무론
최윤정, 2007, 의료관광상품 개발 방안 연구, 경기대학교 석사학위논문.
최호 외, 2008, 의료 서비스 마케팅 이론과 실제, 아카데미아.
우봉식 외, 2010, 의료관광에이전시와 관광가이드, 도서출판 소화.
김미경 · 윤세목 · 윤세남(2008), 한국의 의료관광상품개발을 위한 탐색적 연구, 관광학연구32(6),
한국보건산업진흥원, 2007, 의료기관 해외환자 유치현황 및 과제.
한국보건산업진흥원, 2009, 외국인환자 유치 국제동향 및 의료기관의 준비사항.
김현식 외, 2010, 글로벌의료마케팅, 소화
박관태, 2009, 몽골환자 유치사례 및 유치전략, 글로벌헬스케어산업성과발표회
박의서, 2009, 관광상품과 자원관리, 학현사, 경기, 파주
이훈영, 2008, 의료서비스마케팅, 청람
이유재, 2009, 서비스마케팅, 학현사, 파주
최용성, 2009, 사례를 통해 제안하는 해외의료마케팅, Google Medical Tourism Forum 발표자료집
홍승욱, 2009, 의료분쟁 예방 및 해결방안, 외국인 환자 유치를 위한 마케팅 전략 및 의료분쟁
해결방안 세미나 자료집
홍순성, 2009, 온라인 홍보/마케팅 실행 방안 1, 소셜 미디어를 활용한 해외마케팅 과정 자료집

* 참고 website

<http://www.Amari.com>
<http://www.Bangkokhospital.com>
<http://www.Revitalizeinturkey.com>
<http://www.Bumrungrad.com>
<http://www.Cosmeticbliss.co.uk>
<http://www.Thailand-plastic-surgeon.com>
<http://www.Placidway.com>
<http://www.Hygeiabauty.com>
<http://www.Le.coquelicot.com>
<http://www.Pantheonbeauty.com>
<http://www.Restoredbeautygetways.com>
<http://www.Rafflesmedicalgroup.com>
<http://www.Truedoctors.com>
<http://www.Yanheehospital.com>
<http://www.351face.com>
<http://www.Courthouseclinics.com>
<http://www.Theplasticdoc.com>
<http://www.Drnatasha.co.uk>
<http://www.Goodskindays.co.uk>
<http://www.Healinghealthandbeauty.co.uk>
<http://www.Rajacquilla.com>
<http://www.Wahanda.com>
<http://www.Bkdy.co.kr>
<http://www.Cosmedicjetway.com>
<http://www.Cosmeticharmony.com>
<http://www.Meditravel.com.au>
<http://www.Naturalbelle.com>
<http://www.Plastic-surgery-phuket.com>
<http://www.Surgicalservicesinternational.com>
<http://www.Sydney4women.com>
<http://www.Crosscountrymedicare.com>
<http://www.Destinationbeauty.com>
<http://www.Renovomedicaltours.com>
<http://www.Samitivejhospital.com>
<http://www.Wecareindia.com>
<http://www.Unmicrc.com>
<http://www.Choithram.com>
<http://www.Djr-has.com>
<http://www.Healthtoursindia.com>
<http://www.Lilavatihospital.com>
<http://www.Medicaldiscounts.com>
<http://www.Medicaltourismco.com>
<http://www.Medtral.com>
<http://www.Punjabihospitality.com>
<http://www.Saimedicalgroup.com>
<http://www.Spiresouthamptonhospital.com>
<http://www.Srmc.edu>
<http://www.Vejthanihospital.com>
<http://www.Cataract.com.sg>
<http://www.Carlinvision.com>
<http://www.Medicaltourindia.com>
<http://www.Calcuttayellowpages.com>
<http://www.Phuket-health-travel.com>
<http://www.Almaterhospital.com>
<http://www.Buzzle.com>
<http://www.Colonoscopycosts.com>
<http://www.Parkwayhealth.cn>
<http://www.Indiahealthtour.com>
<http://www.Med-tourism.com>
<http://www.Nonthavejhospital.com>
<http://www.Theglobalpatient.eu>
<http://www.Themedvacation.com>
<http://www.Britesmilewhitening.com>
<http://www.Smilenet.com.au>
<http://www.Drpark.co.kr>
<http://www.Aapos.org>
<http://www.Allaboutvision.com>
<http://www.Uuhsc.utah.edu>



<http://www.Johndavidsonmd.com>
<http://www.Envisagebayarea.com>
<http://www.Macneal.com>
<http://www.Mountnittany.org>
<http://www.Nmh.org>
<http://www.Phukethospital.com>
<http://www.Stlouischildrens.org>
<http://www.Allmedicaltourim.com>
<http://www.Oxhp.com>
<http://www.Healthvacations.ca>
<http://www.Indianhealthguru.com>
<http://www.prime.simedarbyproperty.com>
<http://www.matilada.org>
<http://www.cgh.com.sg>
<http://www.dsh.com.my>
<http://www.lifelinescreening.com>
<http://www.income.com.sg>
<http://www.purpledrag.com>
<http://www.healthscreening.sg>
<http://www.angeleshealth.com>
<http://www.formosamedicaltravel.com>
<http://www.globehealthtours.com>
<http://www.malaysiahealthcare.com>
<http://www.mediseekers.com>
<http://www.stenumhospital.com>
<http://www.treatmentabroad.com>
<http://www.cosmeticsurgeonabroad.com>
<http://www.docshop.com>
<http://www.drchhatre.com>
<http://www.lasertreatments.com>
<http://www.medicalsparaleigh.com>
<http://www.turklemd.com>
<http://www.yourplasticsurgeryguide.com>
<http://www.montageorientalmedicine.com>
<http://www.plastic-surgery-estonia.com>
<http://www.elixirmed.com>

<http://www.goodnose.co.kr>
<http://www.beautifulyouholidays.com>
<http://www.doctorsaran.com>
<http://www.plasticsurgery.com>
<http://www.drfrotes.com>
<http://www.nypsa.com>
<http://www.putanendtosnoring.com>
<http://www.stopsnoringsecretsrevealed.com>
<http://www.rhinoplasty-chicago.com>
<http://www.singhealth.com.sg>
<http://www.sleepsurgery.ucsf.edu>
<http://www.cosmeticplasticsurgerystatistics.com>
<http://www.praguemakeover.com>
<http://www.international.fvhospital.com>
<http://www.saharamedicaltourism.com>
<http://www.woorispinehospital.com>
<http://www.edahospital.com>
<http://www.lasvegashospital.com>
<http://www.surgicalbliss.com>
<http://www.medicaltourism.com>
<http://www.healthandleisure.net>
<http://www.cosmetic-plastic-surgical-center.com>
<http://www.plasticsurgeryportal.com>
<http://www.raffleschinesemedicine.com>
<http://www.aucklandatopy.co.nz>
<http://www.atopy-clinic.com>
<http://www.atopy-labs.jp>
<http://www.bozemanskinclinic.com>
<http://www.rainbow-emc.co.kr/eng>
<http://www.daowellness.com>
<http://www.pkwellness.com>
<http://www.fortuneacupuncture.com>
<http://www.imeghealth.com>
<http://www.tcmclinic.com.au>
<http://www.thenaturalwayclinic.com>

* 용역 수행 및 자문

1. 용역수행기관: (주)메디투어파트너스

고진영	대표이사	<ul style="list-style-type: none"> -병의원 의료관광 컨설팅 -전국경제인연합회(전경련) 한-대만 경제인 협력단 의료관광분야 자문 -지식경제부 광역경제권 선도사업 의료관광사업분야 자문 -부산광역시/제주특별자치도 의료관광사업 컨설팅 -강원도 의료관광 "온천수를 활용한 한방테라피 상품개발"총괄
김주인	팀장	<ul style="list-style-type: none"> -부산광역시 의료관광 타킷국가 주요인사 팸투어 총괄진행 -한국의료관광 루프트한자 독일항공사 해외홍보 프로모션 총괄진행 -강원도 의료관광 "온천수를 활용한 한방테라피 상품개발" -극동 러시아지역 의료관광 시장수요 및 만족도 조사
한수연	팀장	<ul style="list-style-type: none"> - 국립충주대학교 교양학부 겸임교수 - 성신여대 평생교육원 전임 강사 (의료관광코디네이터 양성과정) - 한국전자의료산업재단 강사 (글로벌 헬스케어 코디네이터 양성과정) - 선문대학교 의료관광 코디네이터 양성과정 총괄진행
조성희	팀장	<ul style="list-style-type: none"> -삼성서울병원 간호사 -의료관광 해외병원 사례조사(인도,태국,유럽) 참여
박한나	팀장	<ul style="list-style-type: none"> -의료관광 해외병원 사례조사(중국) 참여



2. 자문 위원

노현기	에스플란트 치과병원	대표원장/치의학박사
라이문트 로이어 (Raimund Royer)	자생한방병원	자생한방병원 외국인진료센터 원장
목정은	제일병원	제일병원 원장
이용국	LN성형외과	대표원장/성형외과 전문의
김혜숙	건국대학교 더클래식500	간호부장/간호학박사
류태희	제일병원	국제의료팀 과장
문미경	아름다운나라 피부/성형외과	글로벌마케팅 팀장
송민아	자생한방병원	국제마케팅팀 매니저
이황	우리들병원	해외마케팅 팀장
장영화	에스플란트 치과병원	국제진료센터 과장
김성민	엠배서더 호텔	마케팅 팀장
신동훈	하얏트호텔	세일즈 팀장
심우섭	플라자 호텔	마케팅 팀장
강홍림	청심국제병원	국제홍보팀장
니시 요시꼬	청심국제병원	국제홍보팀 사원
알렉산더 에르쇼프	청심국제병원	국제홍보팀 사원
허정훈	청심국제병원	한방테라피 사업단 책임 연구원
최희진		자료조사 요원

한국 의료관광 대표상품 모델 개발

발행정보

발행일: 2010년 11월

발행인: 이참

용역수행기관: (주)메디투어파트너스

발행처: 한국관광공사

서울특별시 중구 청계천로 40번지

의료관광센터 02)729-9446

표지디자인/편집: (주)신영이엔씨

인쇄: 세일포커스